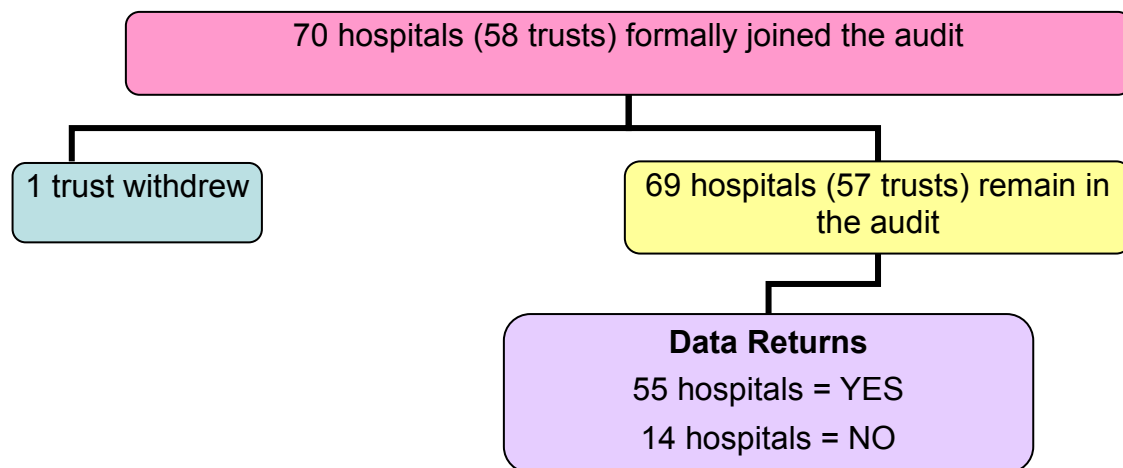


WELCOME to this edition of the DeCon Multi-site Audit Newsletter.

In this edition, we will provide you information on the following:

1. Data Returns for the Service Description Questionnaire
2. Preliminary Results from the Service Description Questionnaire
 - . Section A: Your Hospital
 - . Section B: Resources
 - . Section C: Services
3. Clinicians' Survey Information
4. Clinical Audit Questionnaire Update
5. Participating hospitals

1. DATA RETURNS FOR THE SERVICE DESCRIPTION QUESTIONNAIRE



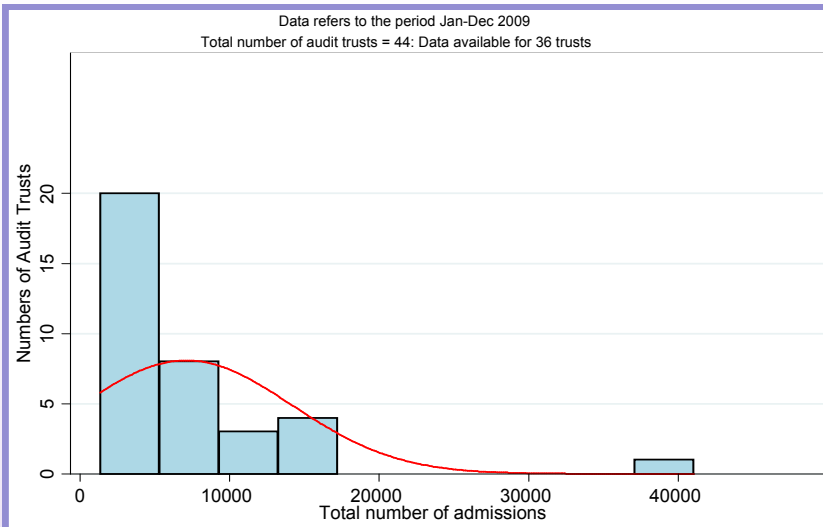
2. PRELIMINARY RESULTS FROM THE SERVICE DESCRIPTION QUESTIONNAIRE

The Service Description questionnaire comprises data on the organisational features of the participating NHS trusts and covers the following areas:

- . Number of admissions to the paediatric specialities of children aged 0 to less than 18 years
- . Number of unscheduled attendances of children aged 0 to less than 18 years
- . The maximum age of children for whom the paediatric specialities of the participating trust provides care
- . The use of the Management of a Child with a Decreased Conscious Level guideline by the participating trust
- . The resources of the participating trust such as the most senior paediatrician resident on-site at night, the presence of a nurse with advanced paediatric life support or equivalent training and the level of access to paediatric anaesthetic skill or expertise
- . The services of the participating trust such as the availability of paediatric emergency departments, intensive care units, assessment units or wards/departments and access to a laboratory able to process plasma ammonia and CT scanning facilities

Data returns and analyses for this questionnaire relates to 44 of the 57 trusts in the audit, therefore the data may be subject to change once full data returns are obtained and the data completely validated. *Note that percentages may not sum to 100% due to rounding.*

Section A: YOUR HOSPITAL



Question 1. Admissions of children and young people aged 0 to less than 18 years to the paediatric specialities

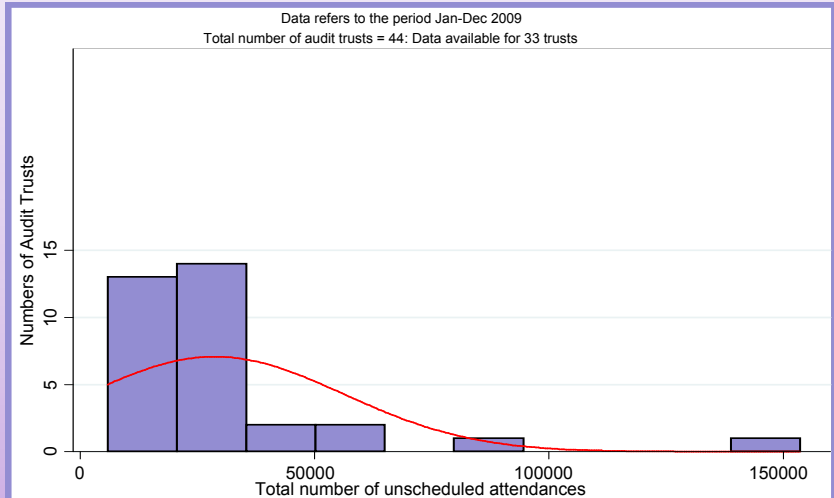
- Mean = 7110
- Standard deviation = 7046
- Median = 4614
- Minimum = 1360
- Maximum = 41029

Of the 36 out of 44 trusts who provided data:
 5 (13.9%) had admissions < 2500
 15 (41.7%) had admissions 2500-5999
 16 (44.4%) had admissions ≥ 6000

Question 2. Unscheduled attendances of children and young people aged 0 to less than 18 years to the paediatric specialities

- Mean = 28738
- Standard deviation = 27473
- Median = 24667
- Minimum = 5905
- Maximum = 153616

Of the 33 out of 44 trusts who provided data:
 18 (54.6%) had attendances < 25000
 11 (33.3%) had attendances 25000-49999
 4 (12.1%) had attendances ≥ 50000



Question 3.

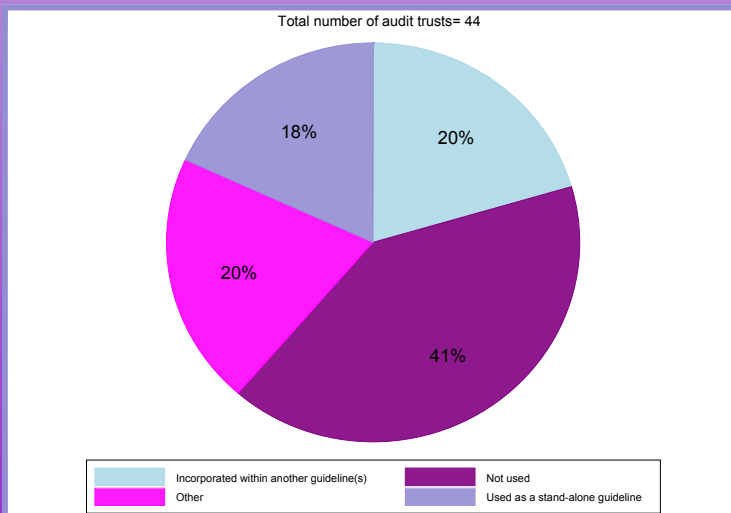
Maximum age in years of children and young people who receive care at the participating trusts

- 13 years = 1 (2.3%)
- 15 years = 1 (2.3%)
- 16 years = 9 (20.5%)
- 17 years = 2 (4.6%)
- 18 years = 27 (61.4%)
- 19 years = 4 (9.1%)

Mean = 17.4 years (standard deviation = 1.2 years)

Median = 18 years

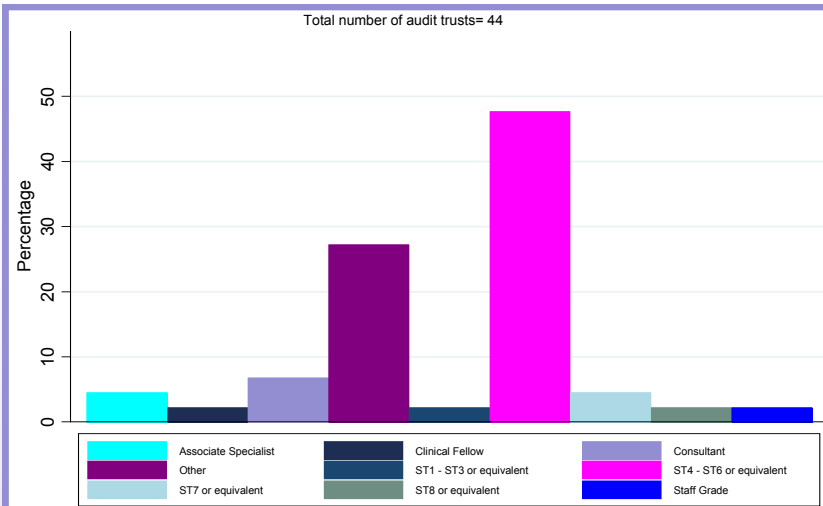
Total number of trusts = 44



Question 4. The guideline *Management of a Child with a Decreased Conscious Level* employed at the participating hospital?

- Guideline not used = 18 (40.9%)
- Guideline incorporated within another guideline = 9 (20.5%)
- Used as a stand-alone guideline = 8 (18.2%)
- Other use of the guideline = 9 (20.5%)

SECTION B: RESOURCES

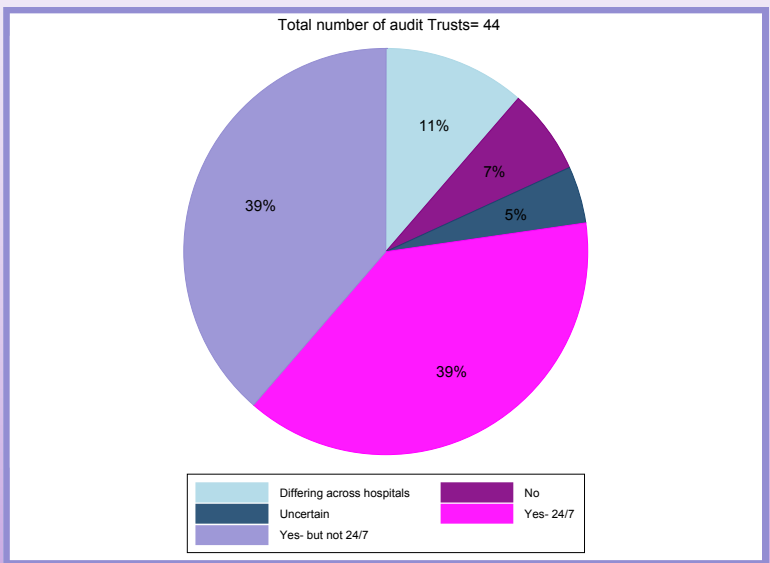


Question 5a.
In a typical week: The most senior grade of paediatrician resident on-site all night

- Consultant = 3 (6.8%)
- Associate specialist = 2 (4.6%)
- Clinical fellow = 1 (2.3%)
- ST1 - ST3 or equivalent = 1 (2.3%)
- ST4 - ST6 or equivalent = 21 (47.7%)
- ST7 or equivalent = 2 (4.6%)
- ST8 or equivalent = 1 (2.3%)
- Staff grade = 1 (2.3%)
- Other = 12 (27.3%)

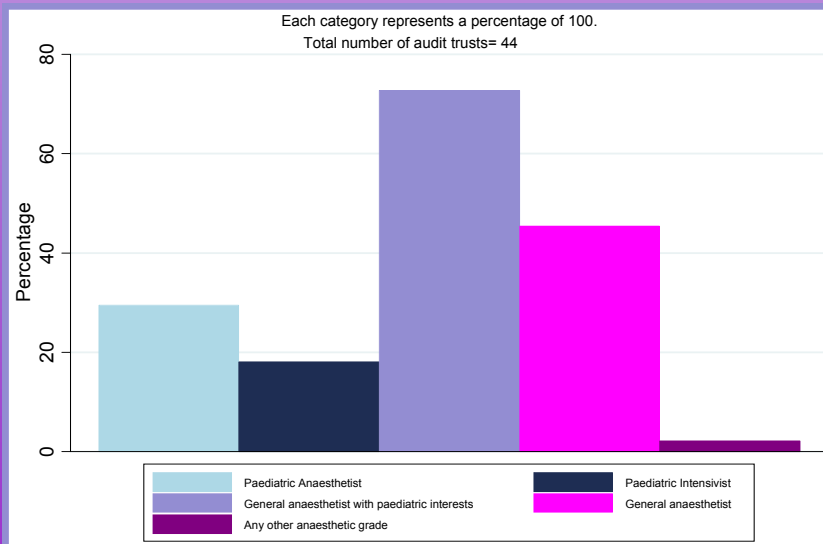
Question 5b.
In a typical week: Paediatric Nurse with APLS, EPLS or equivalent on shift

- No = 3 (6.8%)
- Yes- 24/7 = 17 (38.6%)
- Yes- but not 24/7 = 17 (38.6%)
- Availability of a paediatric nurse with APLS or equivalent differs across the hospitals in the participating trust = 5 (11.4%)
- Uncertain = 2 (4.6%)



Question 5c.
In a typical week: Access to Paediatric Anaesthetic skills or expertise on-site

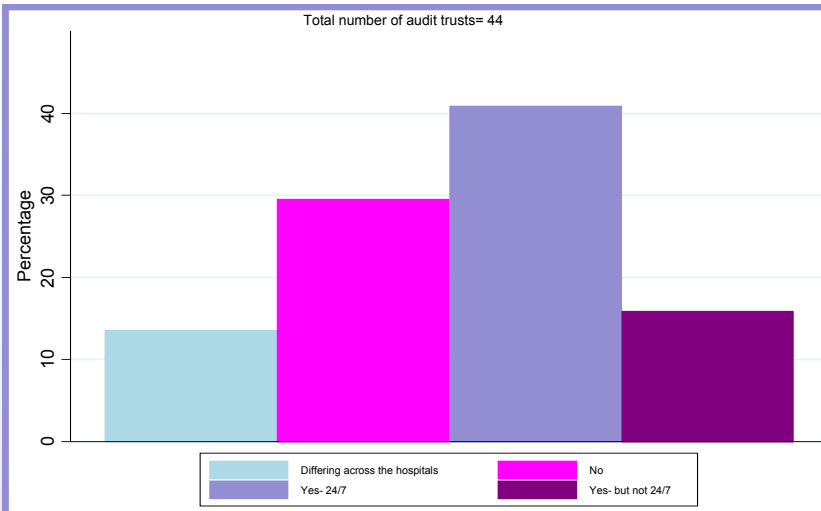
- No = 1 (2.3%)
- Yes- 24/7 = 24 (54.6%)
- Yes- but not 24/7 = 11 (25.0%)
- Access to paediatric anaesthetic skills or expertise on-site differs across the hospitals in the participating trust = 6 (13.6%)
- Uncertain = 2 (4.6%)



Question 5d.
In a typical week: The level of Paediatric Anaesthetic staff expertise available
(Multi-select question)
Each category represents a percent from 100% (sample size = 44).

- Paediatric Anaesthetist = 13 (29.5%)
- Paediatric Intensivist = 8 (18.2%)
- General Anaesthetist with Paediatric interest = 32 (72.7%)
- General Anaesthetist = 20 (45.5%)
- Any other anaesthetist = 1 (2.3%)

SECTION C: SERVICES

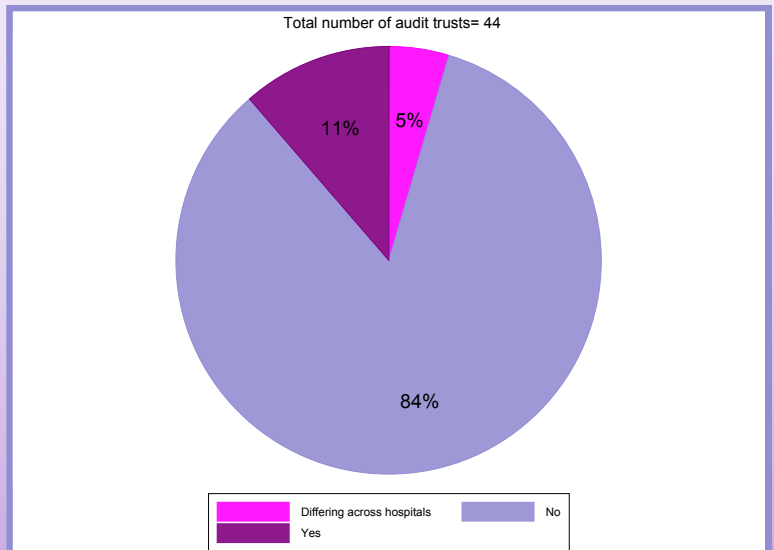


Question 6a. On-site Paediatric Emergency Department

- No = 13 (29.6%)
- Yes- 24/7 = 18 (40.9%)
- Yes- but not 24/7 = 7 (15.9%)
- Availability of an on-site paediatric emergency department differs across the hospitals in the participating trust = 6 (13.6%)

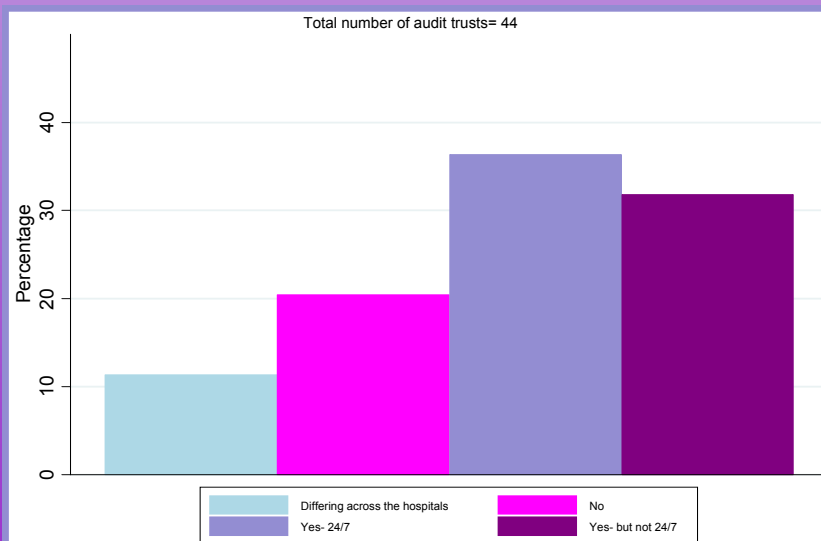
Question 6b: Paediatric ICU

- No = 37 (84.1%)
- Yes = 5 (11.4%)
- Availability of a paediatric intensive care unit differs across the hospitals in the participating trust = 2 (4.6%)



Question 6c. On-site Paediatric ward/department

- Yes= 42 (95.4%)
- Availability of an on-site paediatric ward/department differs across the hospitals in the participating trust = 2 (4.6%)
- Total trusts= 44



Question 6d. Short stay or assessment unit solely for paediatric patients

- No= 9 (20.5%)
- Yes- 24/7 = 16 (36.4%)
- Yes- but not 24/7 = 14 (31.8%)
- Availability of a paediatric assessment unit ward/department differs across the hospitals in the participating trust = 5 (11.4%)

Question 6e.
Access to a laboratory able to process plasma ammonia

- Access to a laboratory with the capability to process plasma ammonia differs across the hospitals in the participating trust = 2 (4.6%)
- No = 1(2.3%)
- Yes– 24/7 = 40 (90.9%)
- Yes– but not 24/7 = 1 (2.3%)
- Total trusts = 44

Question 6f.
Access to CT scanning on-site

- Yes– 24/7 = 42 (95.5%)
- Yes– but not 24/7 = 1 (2.3%)
- Uncertain = 1 (2.3%)
- Total trusts = 44

3. CLINICIANS' SURVEY INFORMATION

The survey on clinicians' use and perceptions of the *Management of a Child with a Decreased Conscious Level* guideline is currently being administered via Survey Monkey.

At the beginning of February, this email survey was sent out to two groups of clinicians:

1. 146 clinicians registered to receive information about the DeCon audit (1 email bounced)
2. 150 clinicians not registered to receive information about the DeCon audit (4 emails bounced)

The purpose of this survey is to explore possible factors which may increase clinicians' compliance with the guideline or hinder the guideline's adoption, so that the RCPCH can use this information to assist in its update and dissemination at the end of this project.

The aim is to achieve at least a 70% response rate for this survey. If this is not accomplished it will remain open beyond its closing date of 31st March 2011.

NEWS!

The Clinician's Survey of the Use and Perceptions of the Management of a Child with a Decreased Conscious Level was sent out via email on 2 February 2011.

64 (21.6%) responders have completed this survey to date.

4. CLINICAL AUDIT QUESTIONNAIRE UPDATE

Preliminary Clinical Audit Data results will be available in the March newsletter.

So far: 36 hospitals have submitted clinical audit data, a total of 238 cases.

5 hospitals have had no cases.

KEEP THE DATA COMING!

A Big Thank you to all of our participating clinicians and clinical audit staff.

5. PARTICIPATING HOSPITALS

The participating hospitals in the audit are the following:

- Abertawe Bro Morgannwg University Health Board- Princess of Wales Hospital Bridgend
- Airedale NHS Foundation Trust
- Alder Hey Children's NHS Foundation Trust
- Aneurin Bevan Health Board- Nevill Hall Hospital , Royal Gwent Hospital
- Belfast Health and Social Care Trust - Royal Belfast Hospital for Sick Children
- Blackpool, Flyde and Wyre Hospitals NHS Foundation Trust - Blackpool Victoria Hospital
- Calderdale and Huddersfield NHS Foundation Trust
- Cardiff Vale University Health Board
- City Hospitals Sunderland NHS Foundation Trust - Sunderland Royal Hospital
- County Durham and Darlington NHS Foundation Trust - Darlington Memorial Hospital, University Hospital of North Durham
- Derby Hospitals NHS Foundation Trust - Royal Derby Hospital
- Dorset County Hospital NHS Foundation Trust
- Dudley Group of Hospitals NHS Trust - Russells Hall Hospital
- East and North Hertfordshire NHS Trust - Lister Hospital, Queen Elizabeth II Hospital (Welwyn Garden City)
- George Eliot Hospital NHS Trust
- Heatherwood and Wexham Park Hospitals NHS Foundation Trust - Wexham Park Hospital
- Heart of England NHS Foundation Trust - Good Hope General Hospital
- Hillingdon NHS Trust
- Lancashire Teaching Hospitals NHS Foundation Trust - Royal Preston Hospital
- North Tees and Hartlepool NHS Trust - University Hospital of North Tees
- Northern Lincolnshire and Goole Hospitals NHS Foundation Trust - Grimsby Hospital, Scunthorpe General Hospital
- Norfolk & Norwich University Hospitals NHS Foundation Trust
- Nottingham University Hospital NHS Trust
- Oxford Radcliffe Hospitals NHS Trust - Horton General Hospital, John Radcliffe Hospital
- Pennine Acute Hospital NHS Trust - Fairfield General Hospital, North Manchester General Hospital, Rochdale Infirmary, Royal Oldham Hospital
- Portsmouth Hospital NHS Trust - Queen Alexandra Hospital
- Princess Alexandra Hospital NHS Trust
- Royal Berkshire NHS Foundation Trust - Royal Berkshire Hospital
- Royal Devon & Exeter NHS Foundation Trust
- Royal Surrey County Hospital NHS Trust
- Royal United Hospital Bath NHS Trust
- Royal Wolverhampton Hospitals NHS Trust - New Cross Hospital
- Shrewsbury & Telford Hospital NHS Trust - Princess Royal Hospital, Royal Shrewsbury Hospital
- South Devon Healthcare NHS Foundation Trust - Torbay Hospital
- Southampton University Hospitals NHS Trust - Southampton General Hospital
- South Tees Hospitals NHS Trust - James Cook University Hospital
- South Warwickshire NHS Foundation Trust - Warwick Hospital
- St George's Hospital
- St Helens & Knowsley NHS Trust - Whiston Hospital
- St Mary's Hospital, Isle of Wight NHS PCT
- Tameside Hospital NHS Foundation Trust
- Taunton and Somerset NHS Foundation Trust - Musgrove Park Hospital
- The Mid Yorkshire Hospitals NHS Trust - Dewsbury and District Hospital, Pinderfields General Hospital, Pontefract General Infirmary
- United Lincolnshire Hospitals NHS Trust - Lincoln County Hospital
- University Hospitals Bristol NHS Foundation Trust - Bristol Royal Hospital for Children
- University Hospitals of Morecambe Bay NHS Foundation Trust - Furness General Hospital, Royal Lancaster Infirmary
- University Hospital of South Manchester NHS Foundation Trust
- Walsall Hospitals NHS Trust
- Western Health and Social Care Trust - Erne Hospital
- West Middlesex University Hospital NHS Trust
- West Suffolk Hospital NHS Trust
- Whipps Cross University Hospital NHS Trust
- Whittington Hospital NHS Trust
- Wirral University Teaching Hospital NHS Foundation Trust - Arrowe Park Hospital
- Wrightington, Wigan and Leigh NHS Foundation Trust - Royal Albert Edward Infirmary
- Yeovil District Hospital NHS Foundation Trust
- York Teaching Hospital NHS Foundation Trust

Feel free to share this newsletter with your colleagues: Registration to receive the audit's newsletters and the final report is still open, to do so-

Contact: decon@rcpch.ac.uk or carla.long@rcpch.ac.uk