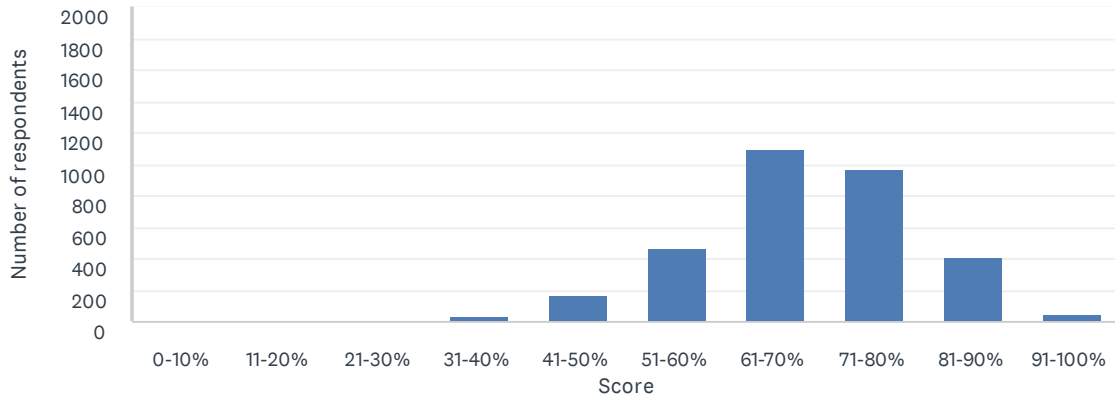


## Quiz Summary

AVERAGE SCORE

69% • 38/55 PTS



### STATISTICS

Lowest Score

18%

Median

71%

Highest Score

100%

Mean: 69%

Standard Deviation: 11%

### Question Ranking

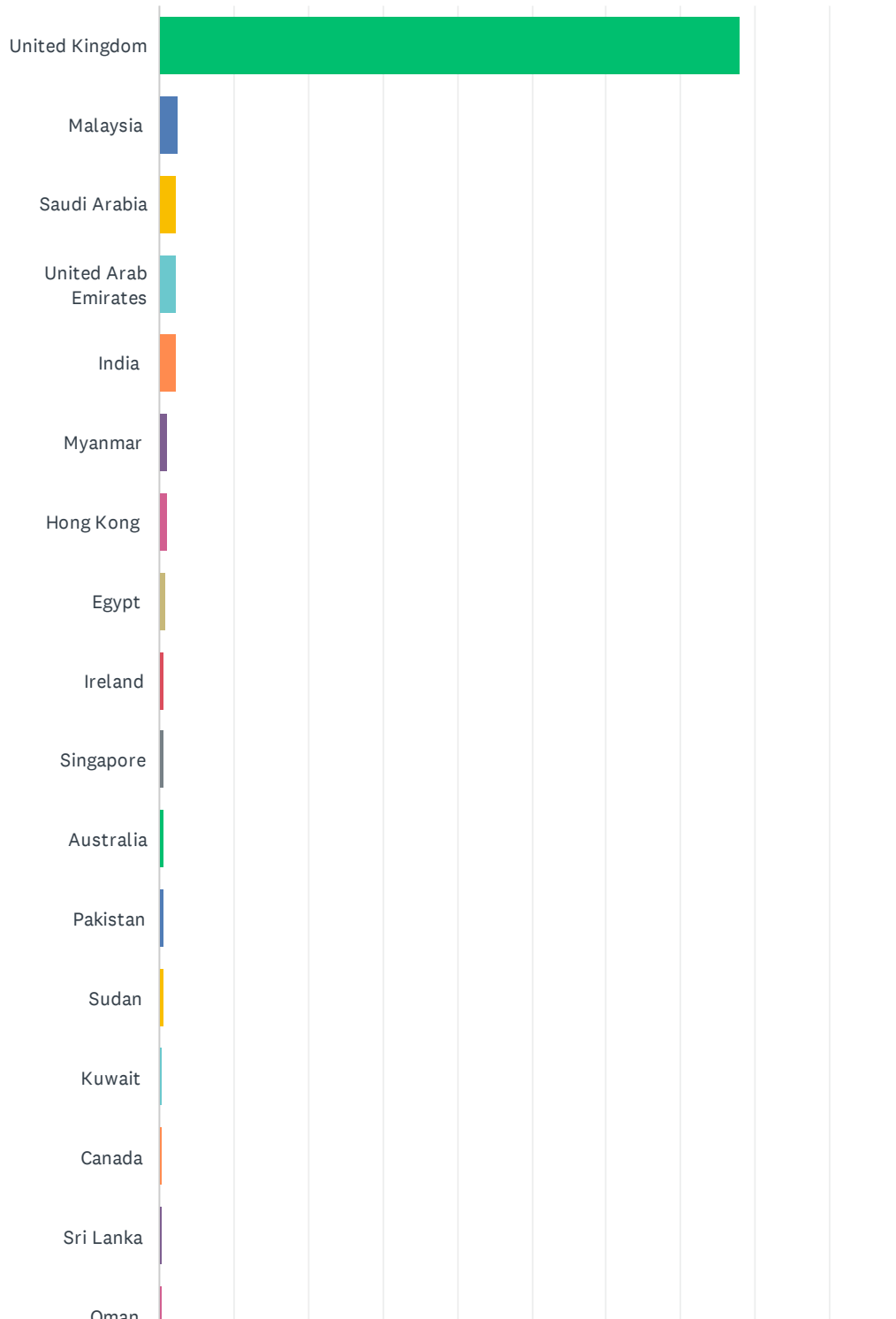
QUESTIONS (11)	DIFFICULTY	AVERAGE SCORE
<b>Q48</b> How confident do you feel involving children and young people in helping to design, deliver or contribute to decisions about your services or areas of work?	1	53%
<b>Q25</b> Please indicate your level of satisfaction with how queries or support requests have been dealt with by College staff	2	56%
<b>Q37</b> I have time to undertake research activities in my current role	3	56%
<b>Q18</b> RCPCH membership offers value for money	4	62%
<b>Q36</b> I have time to develop quality improvement activities in my current role	5	65%
<b>Q20</b> RCPCH is improving the way it runs activities and supports its members	6	70%
<b>Q17</b> Overall, how satisfied are you with the services and support offered by RCPCH membership?	7	71%
<b>Q19</b> RCPCH speaks up effectively on behalf of paediatrics and child health	8	77%
<b>Q27</b> How satisfied are you overall with your career choice of paediatrics?	9	89%
<b>Q45</b> How important is it that the College continues to run its global programmes?	10	91%
<b>Q38</b> How important do you think climate change is for the health and well-being of children and young people?	11	93%

## Q1 Please enter your RCPCH or GMC number (if known)

Answered: 2,920 Skipped: 289

## Q2 In what country do you work?

Answered: 3,209 Skipped: 0



# 2021 RCPCH member survey





# 2021 RCPCH member survey

Afghanistan									
Albania									
Algeria									
Andorra									
Angola									
Antigua and Barbuda									
Argentina									
Armenia									
Azerbaijan									
Bahamas									
Belarus									
Belgium									
Belize									
Benin									
Bhutan									
Bolivia (Plurinational...)									
Botswana									
Brazil									
Bulgaria									
Burkina Faso									
Burundi									

# 2021 RCPCH member survey

Cabo Verde										
Cameroon										
Central African...										
Chad										
Chile										
China										
Colombia										
Comoros										
Congo										
Costa Rica										
Côte D'Ivoire										
Croatia										
Cuba										
Democratic People's...										
Democratic Republic of ...										
Denmark										
Djibouti										
Dominica										
Dominican Republic										
Ecuador										
El Salvador										

# 2021 RCPCH member survey

Equatorial Guinea										
Eritrea										
Estonia										
Ethiopia										
Fiji										
Finland										
Gabon										
Georgia										
Grenada										
Guatemala										
Guinea										
Guinea Bissau										
Guyana										
Haiti										
Holy See										
Honduras										
Iceland										
Indonesia										
Iran (Islamic Republic of)										
Israel										
Jamaica										

2021 RCPCH member survey

Kazakhstan										
Kiribati										
Kyrgyzstan										
Lao People's Democratic...										
Latvia										
Lebanon										
Lesotho										
Liberia										
Liechtenstein										
Lithuania										
Luxembourg										
Maldives										
Mali										
Marshall Islands										
Mauritania										
Mauritius										
Micronesia (Federated...										
Monaco										
Mongolia										
Montenegro										
Morocco										



2021 RCPCH member survey

Mozambique

Namibia

Nauru

Netherlands

Nicaragua

Niger

Norway

Palau

Panama

Papua New Guinea

Paraguay

Peru

Philippines

Poland

Republic of Korea

Republic of Moldova

Romania

Russian Federation

Rwanda


Saint Kitts and Nevis

Saint Lucia

# 2021 RCPCH member survey

Saint Vincent and the...										
Samoa										
San Marino										
Sao Tome and Principe										
Senegal										
Serbia										
Seychelles										
Sierra Leone										
Slovakia										
Slovenia										
Solomon Islands										
Somalia										
South Sudan										
State of Palestine										
Suriname										
Swaziland										
Syrian Arab Republic										
Tajikistan										
Thailand										
The former Yugoslav...										
Timor-Leste										

# 2021 RCPCH member survey



## 2021 RCPCH member survey

ANSWER CHOICES	RESPONSES	
United Kingdom	77.94%	2,501
Malaysia	2.52%	81
Saudi Arabia	2.43%	78
United Arab Emirates	2.43%	78
India	2.31%	74
Myanmar	1.15%	37
Hong Kong	1.09%	35
Egypt	0.84%	27
Ireland	0.69%	22
Singapore	0.69%	22
Australia	0.65%	21
Pakistan	0.59%	19
Sudan	0.56%	18
Kuwait	0.53%	17
Canada	0.50%	16
Sri Lanka	0.50%	16
Oman	0.44%	14
Malta	0.34%	11
Nigeria	0.34%	11
Trinidad and Tobago	0.34%	11
United States of America	0.34%	11
New Zealand	0.31%	10
Qatar	0.28%	9
Greece	0.22%	7
Iraq	0.22%	7
Bahrain	0.12%	4
Germany	0.12%	4
Kenya	0.12%	4
Nepal	0.12%	4
Cyprus	0.09%	3
Malawi	0.09%	3
Bangladesh	0.06%	2
Brunei Darussalam	0.06%	2

## 2021 RCPCH member survey

Libya	0.06%	2
Spain	0.06%	2
Sweden	0.06%	2
United Republic of Tanzania	0.06%	2
Austria	0.03%	1
Barbados	0.03%	1
Bosnia and Herzegovina	0.03%	1
Cambodia	0.03%	1
Cayman Islands	0.03%	1
Czech Republic	0.03%	1
France	0.03%	1
Gambia	0.03%	1
Ghana	0.03%	1
Hungary	0.03%	1
Italy	0.03%	1
Japan	0.03%	1
Jordan	0.03%	1
Madagascar	0.03%	1
Mexico	0.03%	1
Portugal	0.03%	1
South Africa	0.03%	1
Switzerland	0.03%	1
Uganda	0.03%	1
Vietnam	0.03%	1
Zambia	0.03%	1
Zimbabwe	0.03%	1
Afghanistan	0.00%	0
Albania	0.00%	0
Algeria	0.00%	0
Andorra	0.00%	0
Angola	0.00%	0
Antigua and Barbuda	0.00%	0
Argentina	0.00%	0

## 2021 RCPCH member survey

Armenia	0.00%	0
Azerbaijan	0.00%	0
Bahamas	0.00%	0
Belarus	0.00%	0
Belgium	0.00%	0
Belize	0.00%	0
Benin	0.00%	0
Bhutan	0.00%	0
Bolivia (Plurinational State of)	0.00%	0
Botswana	0.00%	0
Brazil	0.00%	0
Bulgaria	0.00%	0
Burkina Faso	0.00%	0
Burundi	0.00%	0
Cabo Verde	0.00%	0
Cameroon	0.00%	0
Central African Republic	0.00%	0
Chad	0.00%	0
Chile	0.00%	0
China	0.00%	0
Colombia	0.00%	0
Comoros	0.00%	0
Congo	0.00%	0
Costa Rica	0.00%	0
Côte D'Ivoire	0.00%	0
Croatia	0.00%	0
Cuba	0.00%	0
Democratic People's Republic of Korea	0.00%	0
Democratic Republic of the Congo	0.00%	0
Denmark	0.00%	0
Djibouti	0.00%	0
Dominica	0.00%	0
Dominican Republic	0.00%	0
Ecuador	0.00%	0

## 2021 RCPCH member survey

El Salvador	0.00%	0
Equatorial Guinea	0.00%	0
Eritrea	0.00%	0
Estonia	0.00%	0
Ethiopia	0.00%	0
Fiji	0.00%	0
Finland	0.00%	0
Gabon	0.00%	0
Georgia	0.00%	0
Grenada	0.00%	0
Guatemala	0.00%	0
Guinea	0.00%	0
Guinea Bissau	0.00%	0
Guyana	0.00%	0
Haiti	0.00%	0
Holy See	0.00%	0
Honduras	0.00%	0
Iceland	0.00%	0
Indonesia	0.00%	0
Iran (Islamic Republic of)	0.00%	0
Israel	0.00%	0
Jamaica	0.00%	0
Kazakhstan	0.00%	0
Kiribati	0.00%	0
Kyrgyzstan	0.00%	0
Lao People's Democratic Republic	0.00%	0
Latvia	0.00%	0
Lebanon	0.00%	0
Lesotho	0.00%	0
Liberia	0.00%	0
Liechtenstein	0.00%	0
Lithuania	0.00%	0
Luxembourg	0.00%	0

## 2021 RCPCH member survey

Maldives	0.00%	0
Mali	0.00%	0
Marshall Islands	0.00%	0
Mauritania	0.00%	0
Mauritius	0.00%	0
Micronesia (Federated States of)	0.00%	0
Monaco	0.00%	0
Mongolia	0.00%	0
Montenegro	0.00%	0
Morocco	0.00%	0
Mozambique	0.00%	0
Namibia	0.00%	0
Nauru	0.00%	0
Netherlands	0.00%	0
Nicaragua	0.00%	0
Niger	0.00%	0
Norway	0.00%	0
Palau	0.00%	0
Panama	0.00%	0
Papua New Guinea	0.00%	0
Paraguay	0.00%	0
Peru	0.00%	0
Philippines	0.00%	0
Poland	0.00%	0
Republic of Korea	0.00%	0
Republic of Moldova	0.00%	0
Romania	0.00%	0
Russian Federation	0.00%	0
Rwanda	0.00%	0
Saint Kitts and Nevis	0.00%	0
Saint Lucia	0.00%	0
Saint Vincent and the Grenadines	0.00%	0
Samoa	0.00%	0
San Marino	0.00%	0



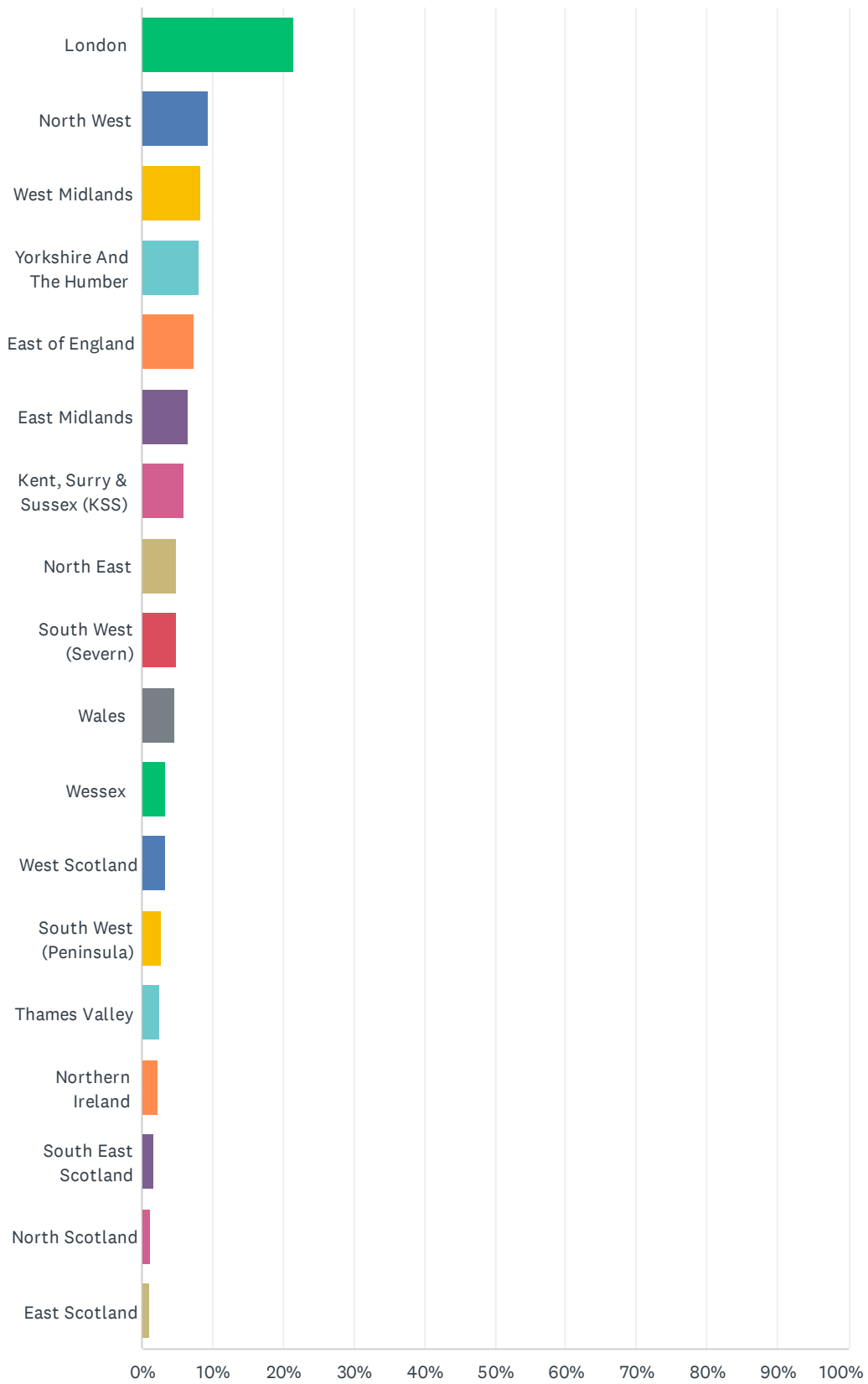
## 2021 RCPCH member survey

Sao Tome and Principe	0.00%	0
Senegal	0.00%	0
Serbia	0.00%	0
Seychelles	0.00%	0
Sierra Leone	0.00%	0
Slovakia	0.00%	0
Slovenia	0.00%	0
Solomon Islands	0.00%	0
Somalia	0.00%	0
South Sudan	0.00%	0
State of Palestine	0.00%	0
Suriname	0.00%	0
Swaziland	0.00%	0
Syrian Arab Republic	0.00%	0
Tajikistan	0.00%	0
Thailand	0.00%	0
The former Yugoslav Republic of Macedonia	0.00%	0
Timor-Leste	0.00%	0
Togo	0.00%	0
Tonga	0.00%	0
Tunisia	0.00%	0
Turkey	0.00%	0
Turkmenistan	0.00%	0
Tuvalu	0.00%	0
Ukraine	0.00%	0
Uruguay	0.00%	0
Uzbekistan	0.00%	0
Vanuatu	0.00%	0
Venezuela (Bolivarian Republic of)	0.00%	0
Yemen	0.00%	0
<b>TOTAL</b>		<b>3,209</b>

## Q3 UK Region

Answered: 2,501    Skipped: 708

# 2021 RCPCH member survey



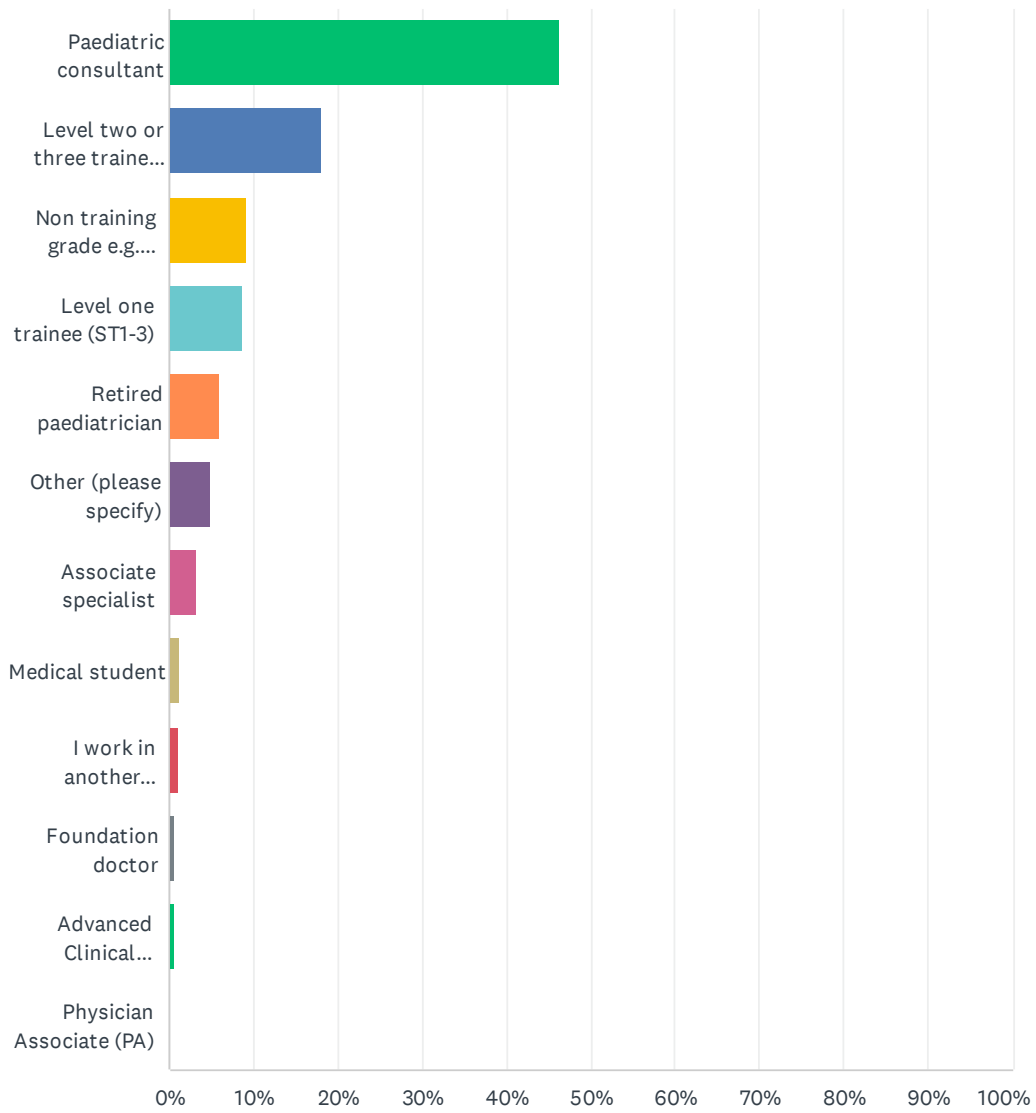
2021 RCPCH member survey

ANSWER CHOICES	RESPONSES	
London	21.43%	536
North West	9.36%	234
West Midlands	8.24%	206
Yorkshire And The Humber	8.16%	204
East of England	7.48%	187
East Midlands	6.64%	166
Kent, Surry & Sussex (KSS)	6.00%	150
North East	4.84%	121
South West (Severn)	4.84%	121
Wales	4.72%	118
Wessex	3.40%	85
West Scotland	3.32%	83
South West (Peninsula)	2.68%	67
Thames Valley	2.60%	65
Northern Ireland	2.28%	57
South East Scotland	1.72%	43
North Scotland	1.32%	33
East Scotland	1.00%	25
<b>TOTAL</b>		<b>2,501</b>

Q4 Which of the following best describes your current career grade?

Answered: 3,209 Skipped: 0

# 2021 RCPCH member survey

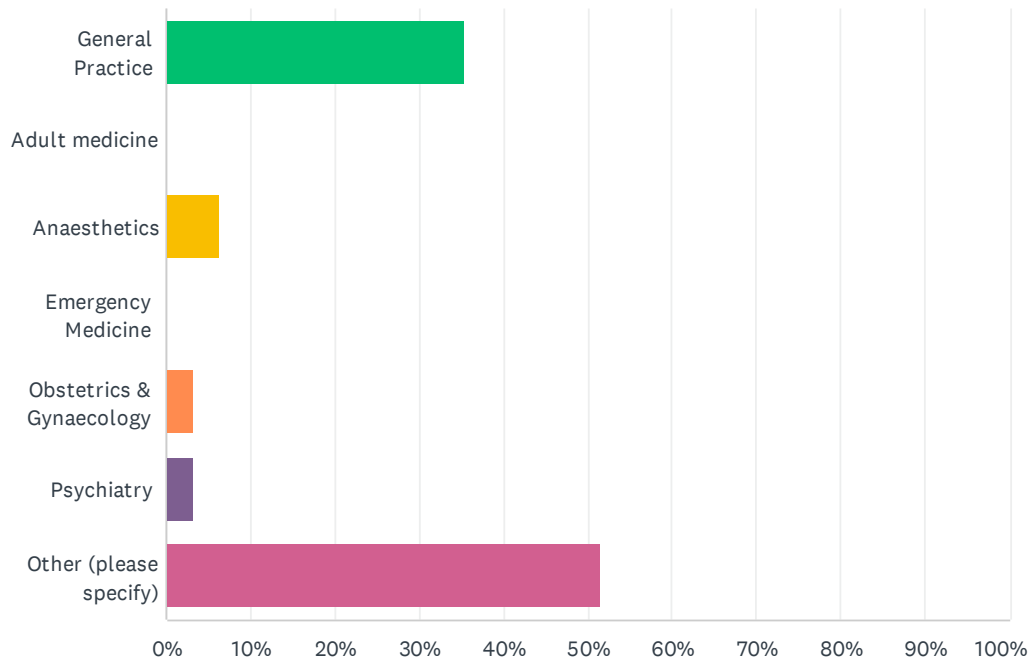


2021 RCPCH member survey

ANSWER CHOICES	RESPONSES	
Paediatric consultant	46.34%	1,487
Level two or three trainee (ST4-8)	18.04%	579
Non training grade e.g. specialty doctor, clinical fellow	9.10%	292
Level one trainee (ST1-3)	8.73%	280
Retired paediatrician	5.95%	191
Other (please specify)	4.99%	160
Associate specialist	3.12%	100
Medical student	1.34%	43
I work in another specialty	0.97%	31
Foundation doctor	0.72%	23
Advanced Clinical Practitioner (ACP)	0.62%	20
Physician Associate (PA)	0.09%	3
<b>TOTAL</b>		<b>3,209</b>

### Q5 Please let us know what specialty you work in

Answered: 31 Skipped: 3,178

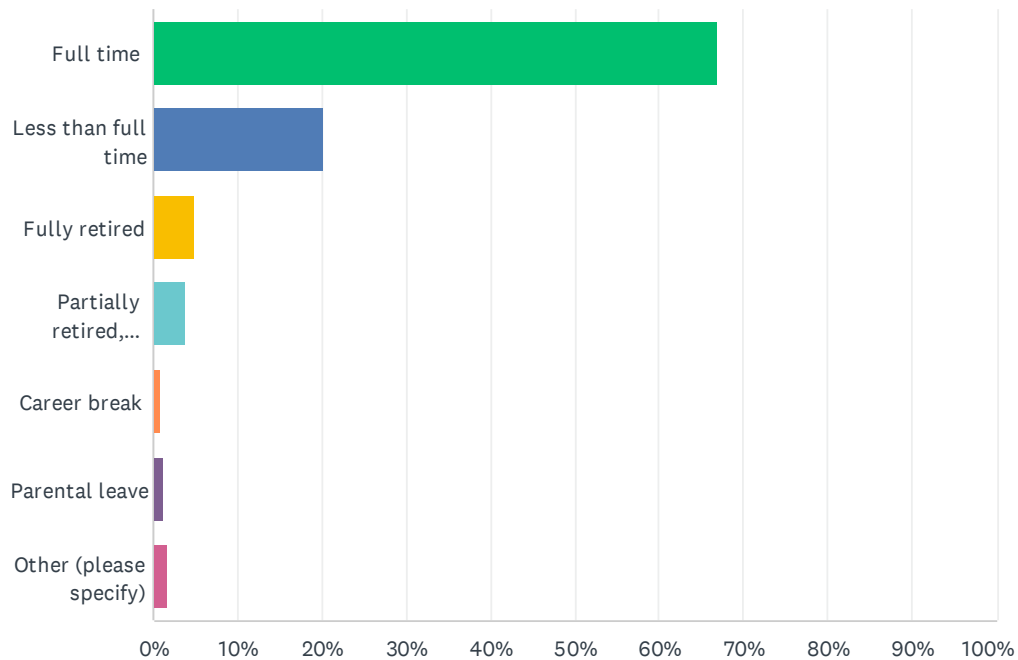


## 2021 RCPCH member survey

ANSWER CHOICES	RESPONSES	
General Practice	35.48%	11
Adult medicine	0.00%	0
Anaesthetics	6.45%	2
Emergency Medicine	0.00%	0
Obstetrics & Gynaecology	3.23%	1
Psychiatry	3.23%	1
Other (please specify)	51.61%	16
<b>TOTAL</b>		<b>31</b>

### Q6 Please describe your current working pattern.

Answered: 3,166   Skipped: 43

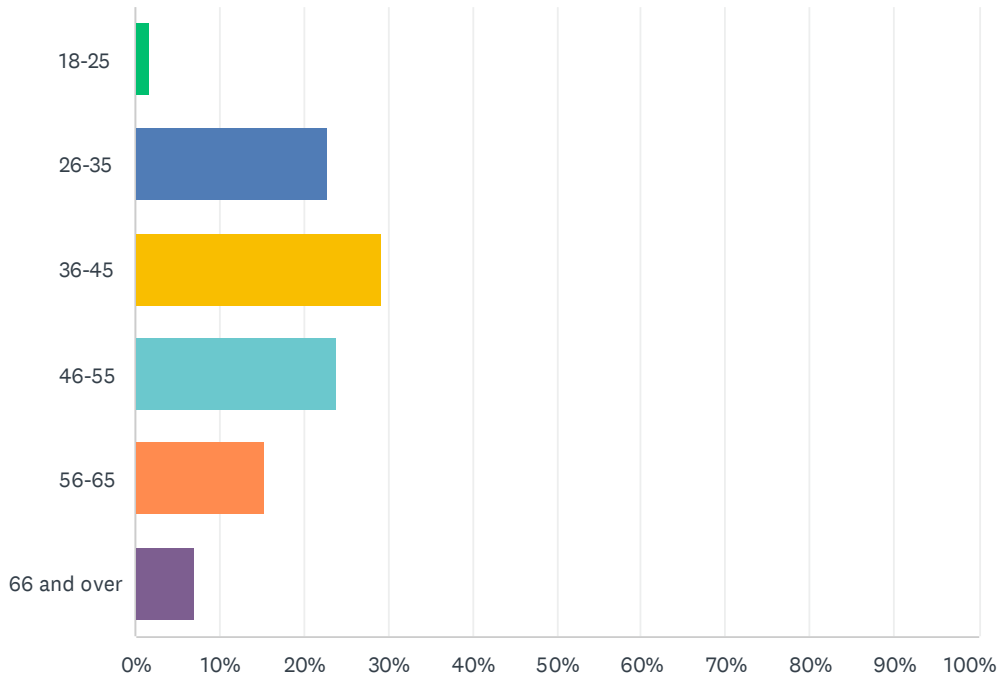


## 2021 RCPCH member survey

ANSWER CHOICES	RESPONSES	
Full time	66.99%	2,121
Less than full time	20.31%	643
Fully retired	4.83%	153
Partially retired, including 'retired & returned'	3.92%	124
Career break	0.92%	29
Parental leave	1.26%	40
Other (please specify)	1.77%	56
<b>TOTAL</b>		<b>3,166</b>

### Q7 What is your age?

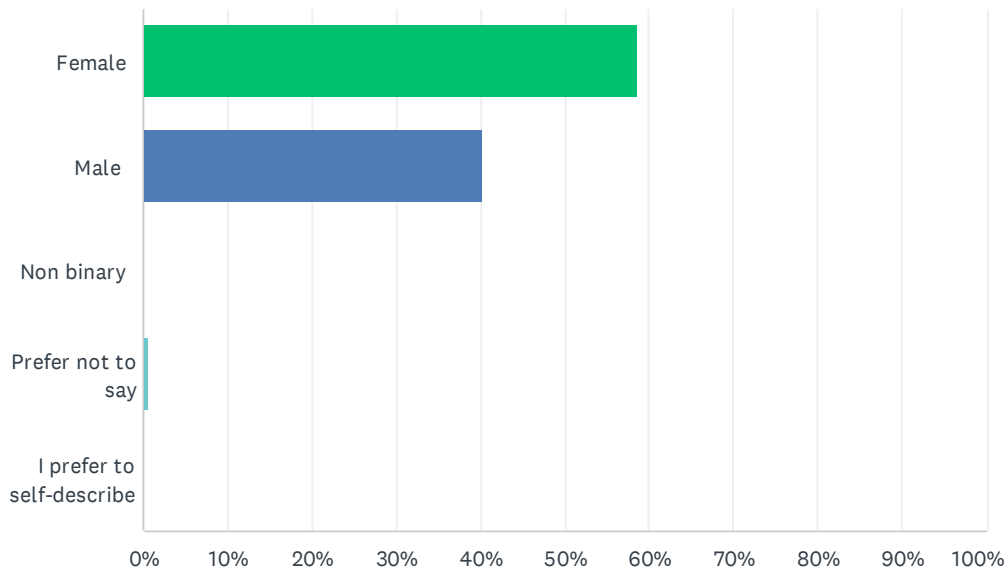
Answered: 3,209 Skipped: 0



ANSWER CHOICES	RESPONSES	
18-25	1.71%	55
26-35	22.72%	729
36-45	29.23%	938
46-55	23.96%	769
56-65	15.27%	490
66 and over	7.11%	228
<b>TOTAL</b>		<b>3,209</b>

## Q8 What is your gender?

Answered: 3,209 Skipped: 0



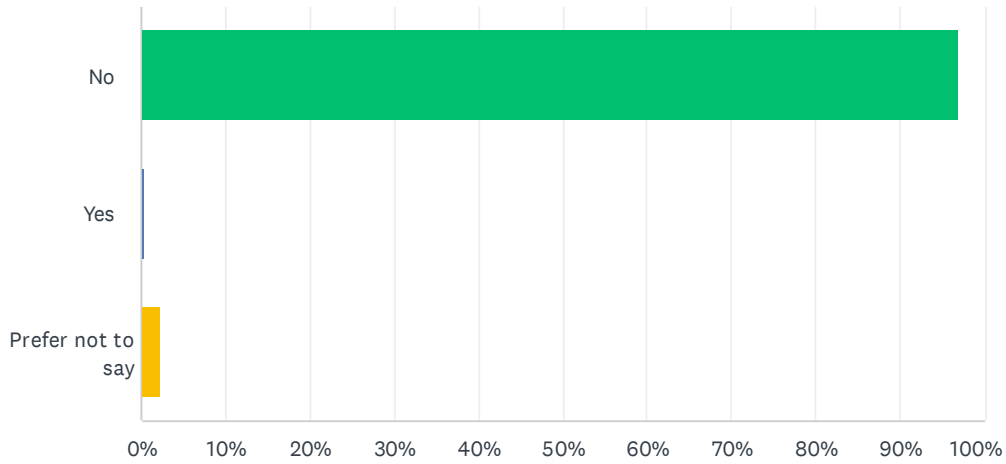
ANSWER CHOICES	RESPONSES	
Female	58.74%	1,885
Male	40.29%	1,293
Non binary	0.19%	6
Prefer not to say	0.65%	21
I prefer to self-describe	0.12%	4
<b>TOTAL</b>		<b>3,209</b>

## Q9 Do you identify as trans?

Answered: 3,209 Skipped: 0



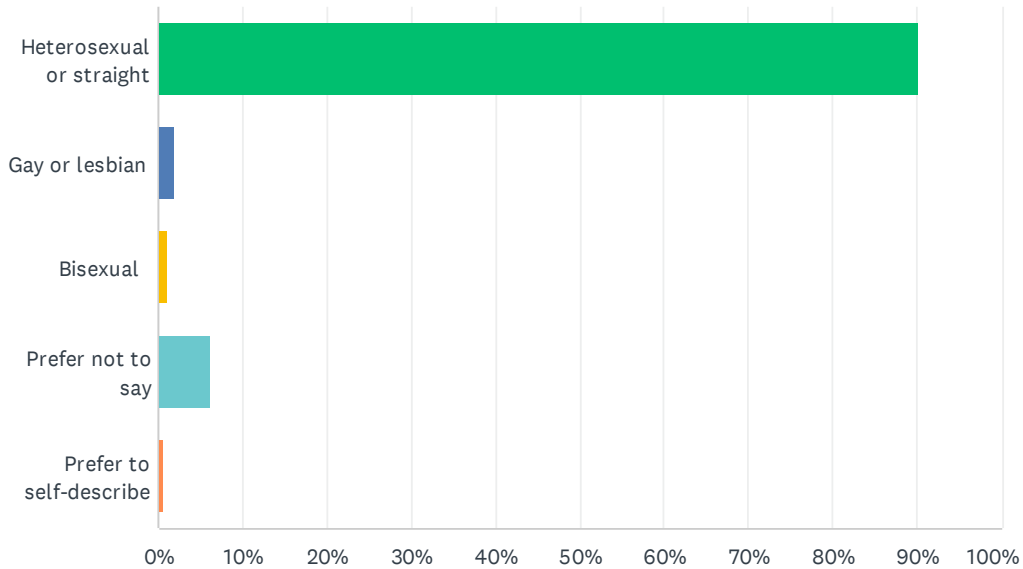
## 2021 RCPCH member survey



ANSWER CHOICES	RESPONSES	
No	97.04%	3,114
Yes	0.53%	17
Prefer not to say	2.43%	78
<b>TOTAL</b>		<b>3,209</b>

## Q10 What is your sexual orientation?

Answered: 3,209 Skipped: 0

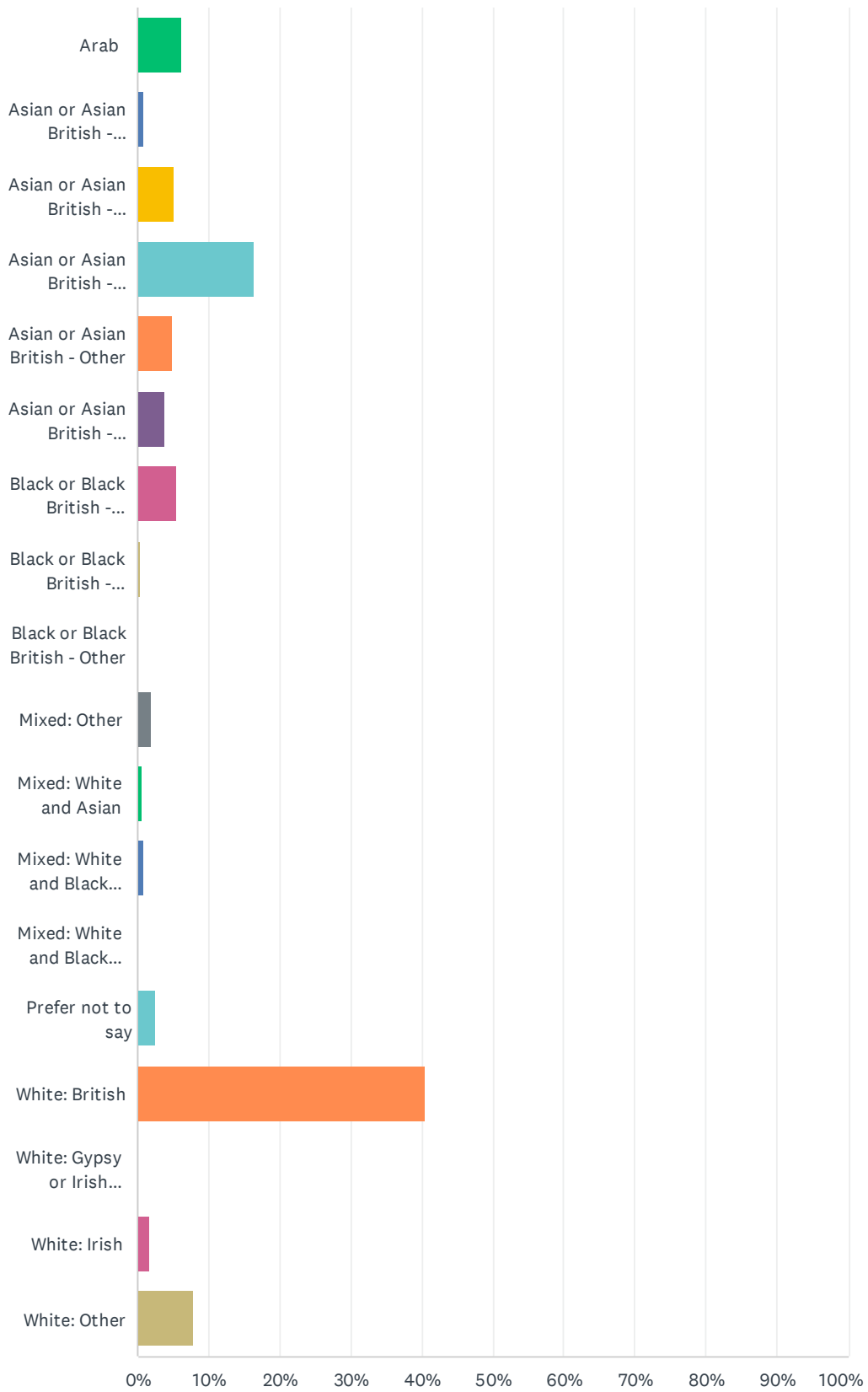


ANSWER CHOICES	RESPONSES	
Heterosexual or straight	90.09%	2,891
Gay or lesbian	1.96%	63
Bisexual	1.15%	37
Prefer not to say	6.11%	196
Prefer to self-describe	0.69%	22
<b>TOTAL</b>		<b>3,209</b>

## Q11 What is your ethnic group?

Answered: 3,209 Skipped: 0

# 2021 RCPCH member survey



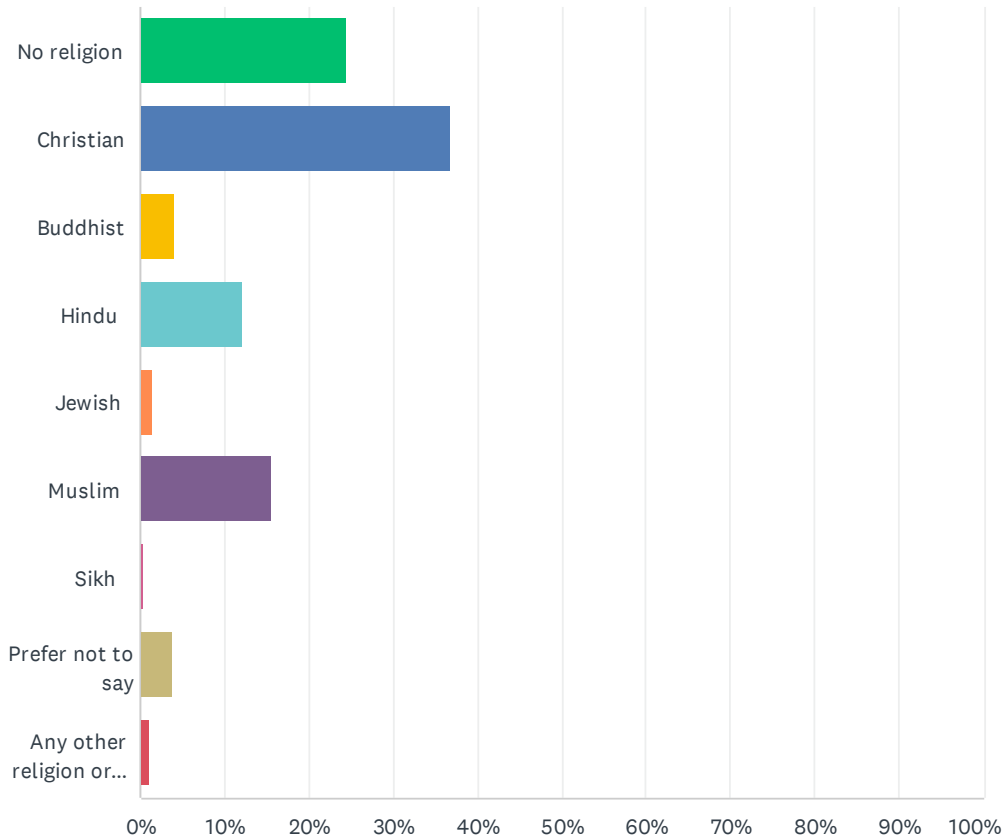
## 2021 RCPCH member survey

ANSWER CHOICES	RESPONSES	
Arab	6.11%	196
Asian or Asian British - Bangladeshi	0.87%	28
Asian or Asian British - Chinese	5.11%	164
Asian or Asian British - Indian	16.39%	526
Asian or Asian British - Other	4.86%	156
Asian or Asian British - Pakistani	3.80%	122
Black or Black British - African	5.64%	181
Black or Black British - Caribbean	0.37%	12
Black or Black British - Other	0.28%	9
Mixed: Other	1.96%	63
Mixed: White and Asian	0.65%	21
Mixed: White and Black African	0.84%	27
Mixed: White and Black Caribbean	0.16%	5
Prefer not to say	2.62%	84
White: British	40.51%	1,300
White: Gypsy or Irish Traveller	0.03%	1
White: Irish	1.81%	58
White: Other	7.98%	256
<b>TOTAL</b>		<b>3,209</b>

## Q12 What is your religion or strongly held belief, if any?

Answered: 3,209 Skipped: 0

2021 RCPCH member survey

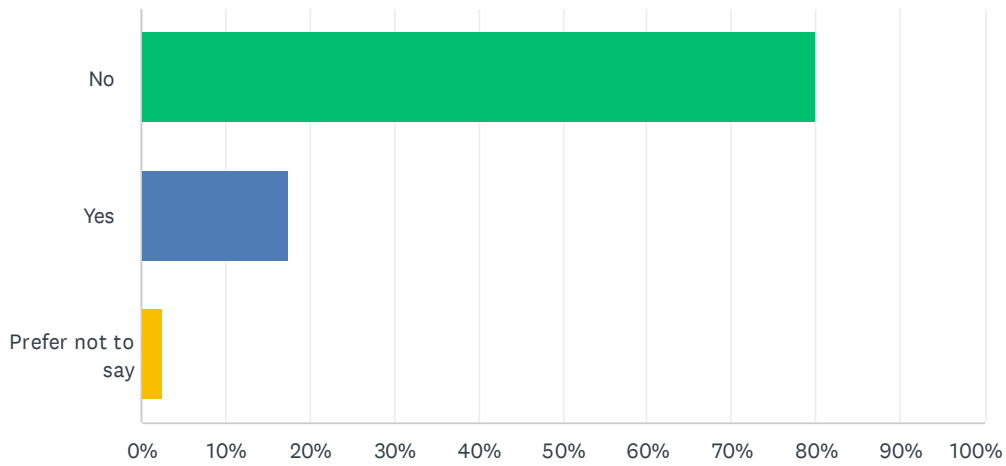


ANSWER CHOICES	RESPONSES	
No religion	24.52%	787
Christian	36.90%	1,184
Buddhist	4.02%	129
Hindu	12.18%	391
Jewish	1.56%	50
Muslim	15.58%	500
Sikh	0.37%	12
Prefer not to say	3.90%	125
Any other religion or strongly held belief, please indicate	0.97%	31
<b>TOTAL</b>		<b>3,209</b>

**Q13 Do you have any physical or mental health conditions or illnesses lasting or expected to last for 12 months or more? (Such as dyslexia, diabetes, arthritis, a heart condition, or a mental health condition)**

Answered: 3,209 Skipped: 0

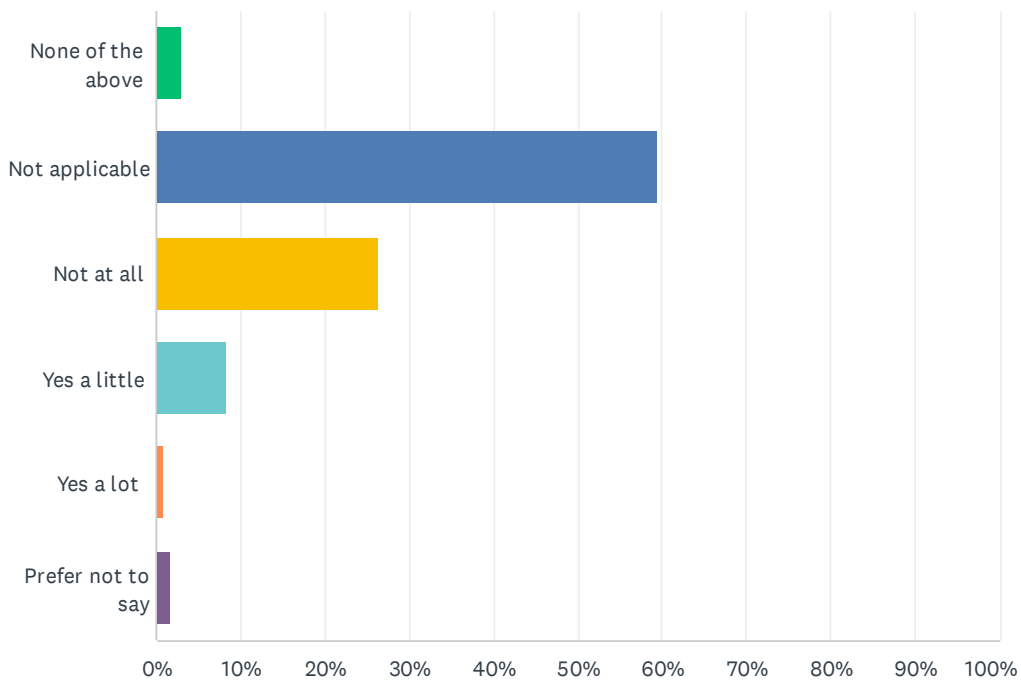
2021 RCPCH member survey



ANSWER CHOICES	RESPONSES	
No	79.99%	2,567
Yes	17.42%	559
Prefer not to say	2.59%	83
<b>TOTAL</b>		<b>3,209</b>

Q14 Does your condition of illness/do any of your conditions of illnesses reduce your ability to carry out day to day activities?

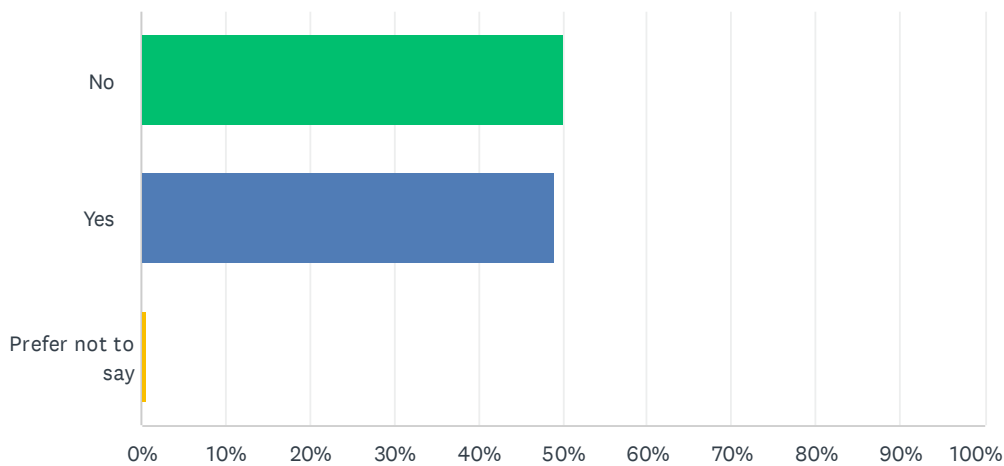
Answered: 3,209 Skipped: 0



ANSWER CHOICES	RESPONSES	
None of the above	2.96%	95
Not applicable	59.49%	1,909
Not at all	26.49%	850
Yes a little	8.38%	269
Yes a lot	0.87%	28
Prefer not to say	1.81%	58
<b>TOTAL</b>		<b>3,209</b>

### Q15 Do you have any children aged from 0 to 17 living at home with you, or who you have regular caring responsibility for?

Answered: 3,209 Skipped: 0

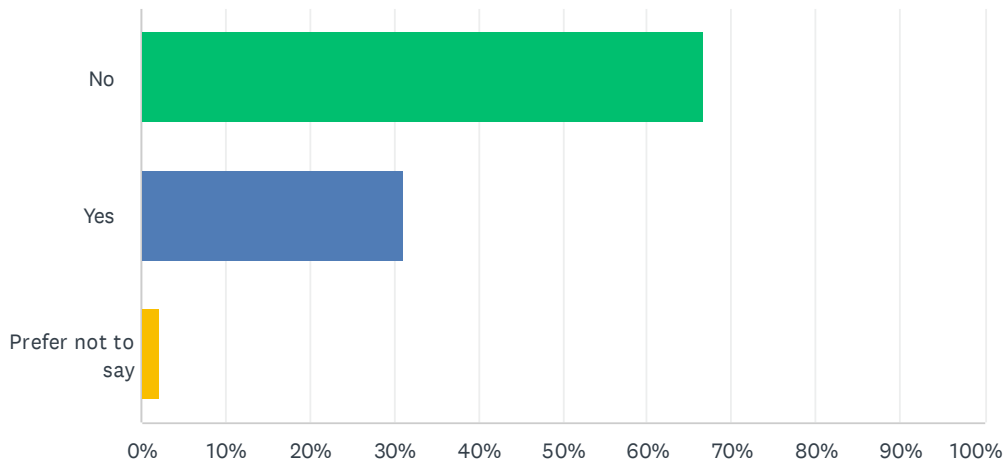


ANSWER CHOICES	RESPONSES	
No	50.14%	1,609
Yes	49.14%	1,577
Prefer not to say	0.72%	23
<b>TOTAL</b>		<b>3,209</b>

### Q16 Do you look after, or give any help or support to family members, friends, neighbours or others because of either: long term physical or mental ill health / disability, or problems related to old age?

Answered: 3,209 Skipped: 0

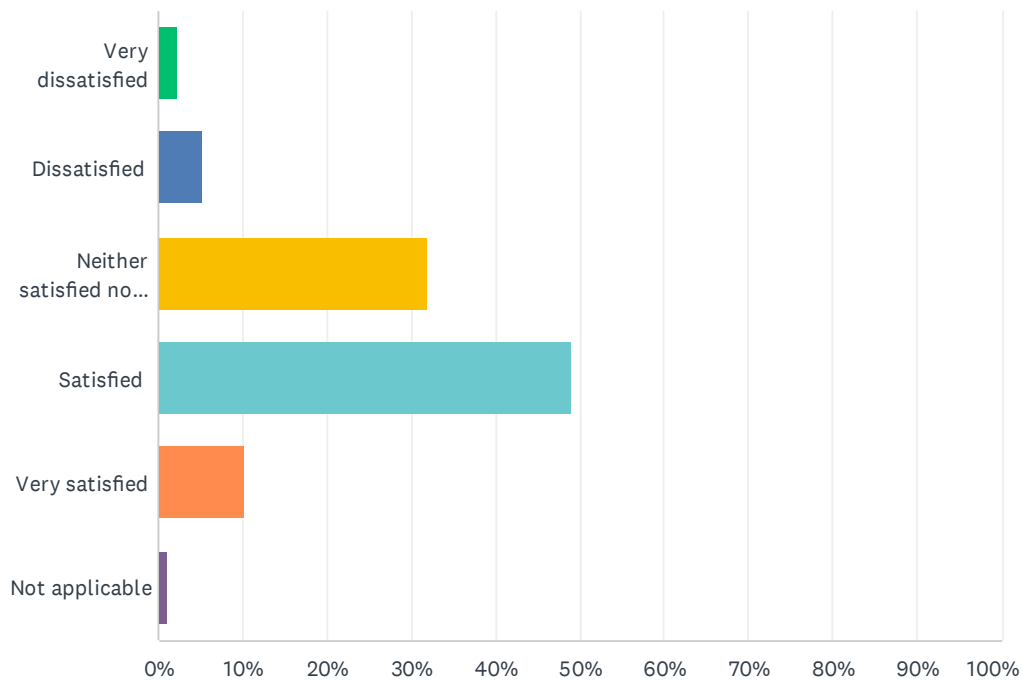
## 2021 RCPCH member survey



ANSWER CHOICES	RESPONSES	
No	66.72%	2,141
Yes	31.22%	1,002
Prefer not to say	2.06%	66
<b>TOTAL</b>		<b>3,209</b>

### Q17 Overall, how satisfied are you with the services and support offered by RCPCH membership?

Answered: 3,209 Skipped: 0



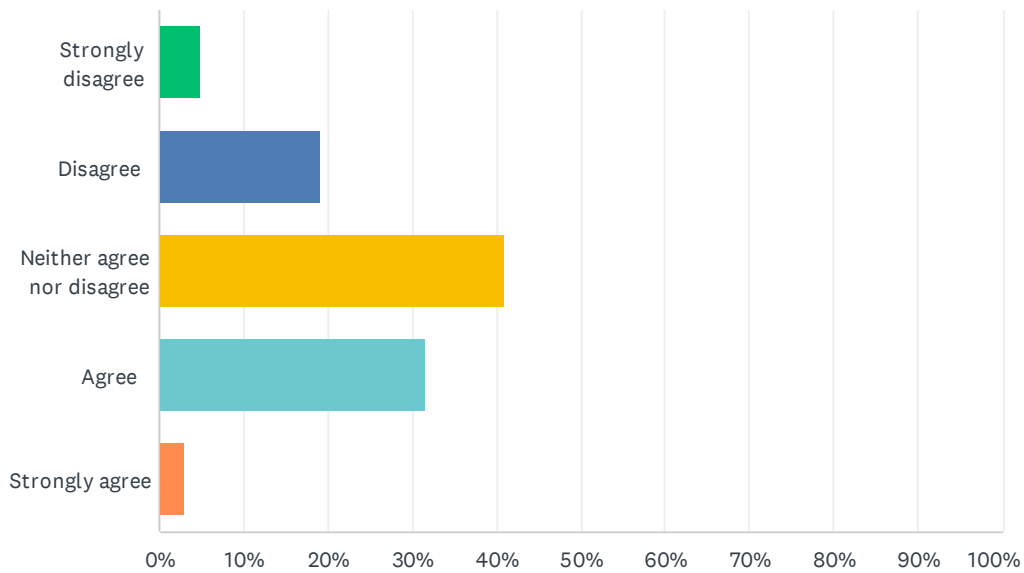


## 2021 RCPCH member survey

QUIZ STATISTICS			
Percent Correct 10%	Average Score 3.6/5.0 (71%)	Standard Deviation 0.91	Difficulty 7/11
ANSWER CHOICES	SCORE	RESPONSES	
Very dissatisfied	1/5	2.37%	76
Dissatisfied	2/5	5.36%	172
Neither satisfied nor dissatisfied	3/5	31.94%	1,025
Satisfied	4/5	49.05%	1,574
✓ Very satisfied	5/5	10.19%	327
Not applicable	0/5	1.09%	35
<b>TOTAL</b>			<b>3,209</b>

### Q18 RCPCH membership offers value for money

Answered: 3,209    Skipped: 0



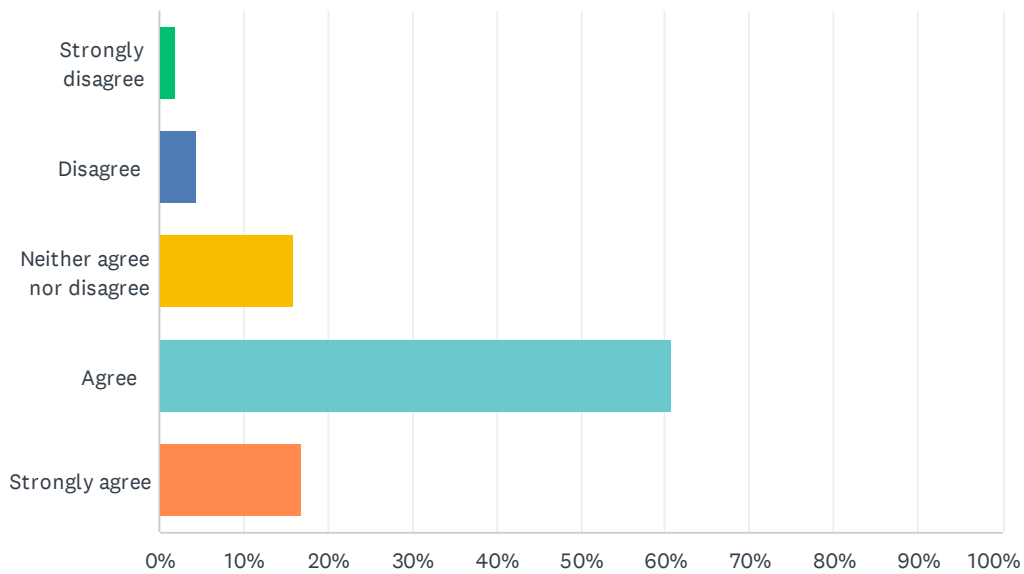
QUIZ STATISTICS			
Percent Correct 3%	Average Score 3.1/5.0 (62%)	Standard Deviation 0.91	Difficulty 4/11

2021 RCPCH member survey

ANSWER CHOICES	SCORE	RESPONSES	
Strongly disagree	1/5	4.99%	160
Disagree	2/5	19.29%	619
Neither agree nor disagree	3/5	41.01%	1,316
Agree	4/5	31.66%	1,016
✓ Strongly agree	5/5	3.05%	98
<b>TOTAL</b>			<b>3,209</b>

## Q19 RCPCH speaks up effectively on behalf of paediatrics and child health

Answered: 3,209 Skipped: 0



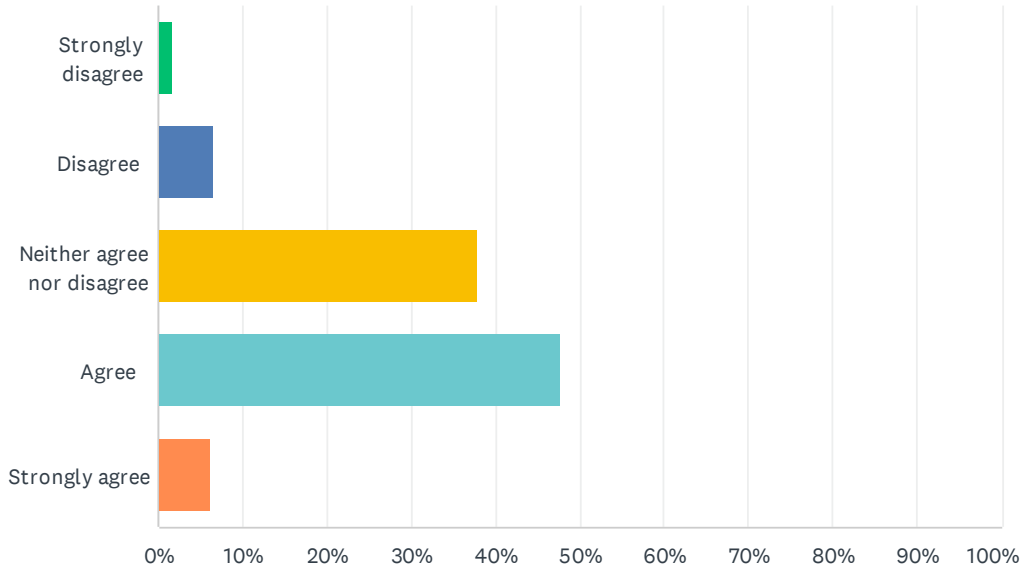
### QUIZ STATISTICS

Percent Correct 17%	Average Score 3.9/5.0 (77%)	Standard Deviation 0.81	Difficulty 8/11
------------------------	--------------------------------	----------------------------	--------------------

ANSWER CHOICES	SCORE	RESPONSES	
Strongly disagree	1/5	1.93%	62
Disagree	2/5	4.55%	146
Neither agree nor disagree	3/5	15.89%	510
Agree	4/5	60.83%	1,952
✓ Strongly agree	5/5	16.80%	539
<b>TOTAL</b>			<b>3,209</b>

## Q20 RCPCH is improving the way it runs activities and supports its members

Answered: 3,209 Skipped: 0



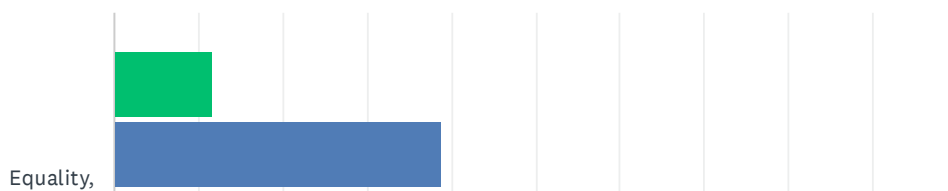
### QUIZ STATISTICS

Percent Correct 6%	Average Score 3.5/5.0 (70%)	Standard Deviation 0.78	Difficulty 6/11
-----------------------	--------------------------------	----------------------------	--------------------

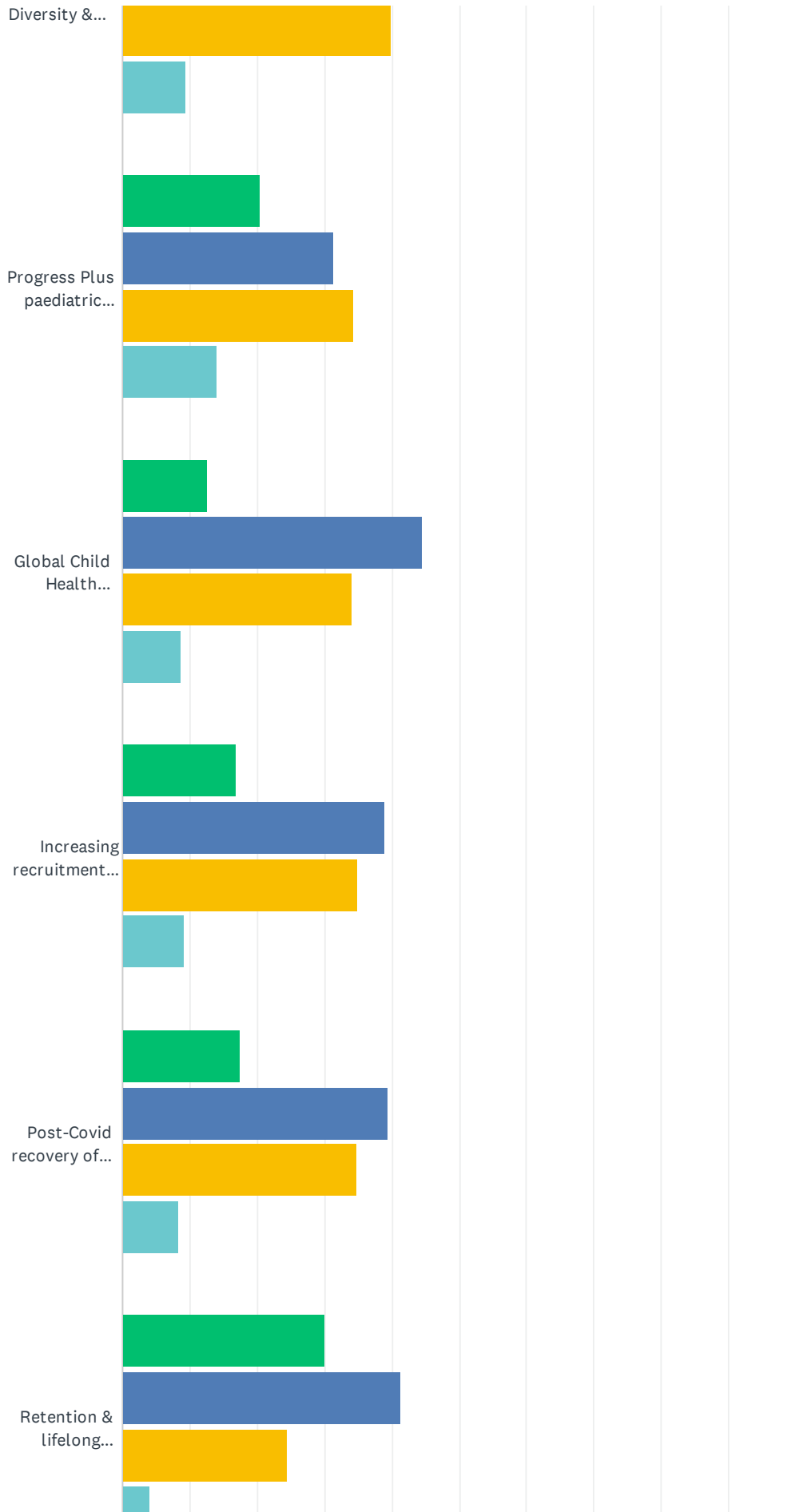
ANSWER CHOICES	SCORE	RESPONSES
Strongly disagree	1/5	1.68% 54
Disagree	2/5	6.54% 210
Neither agree nor disagree	3/5	37.92% 1,217
Agree	4/5	47.68% 1,530
✓ Strongly agree	5/5	6.17% 198
<b>TOTAL</b>		<b>3,209</b>

## Q21 To what extent are you aware of the following College activities or projects?

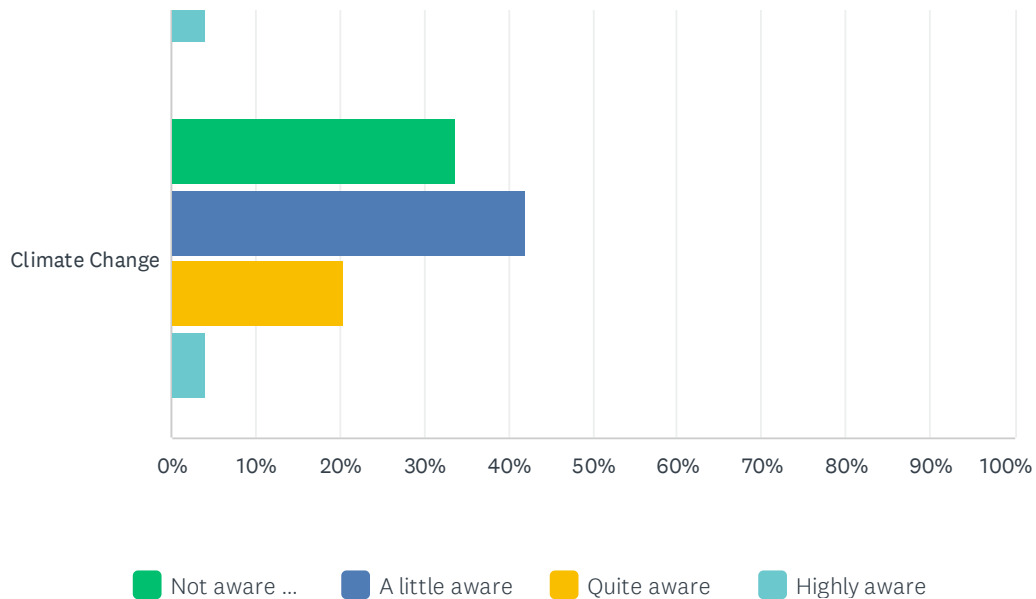
Answered: 3,195 Skipped: 14



2021 RCPCH member survey



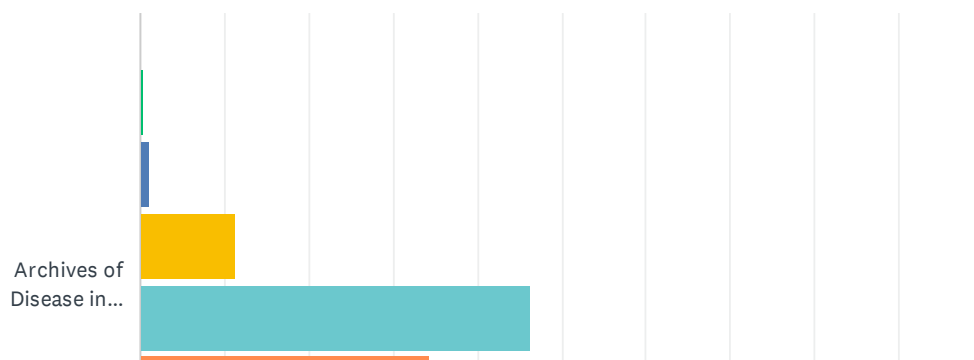
## 2021 RCPCH member survey



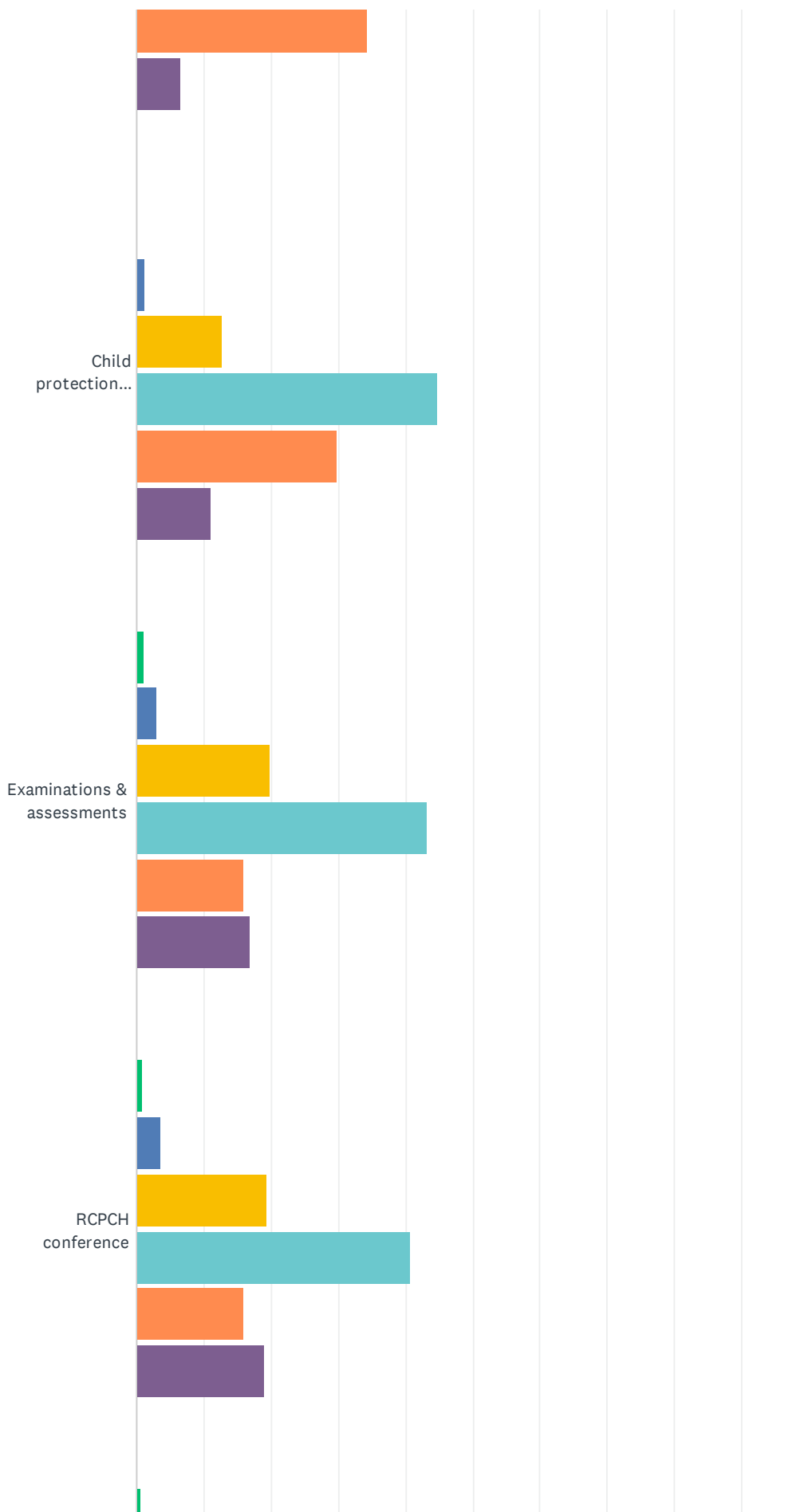
	NOT AWARE AT ALL	A LITTLE AWARE	QUITE AWARE	HIGHLY AWARE	TOTAL	WEIGHTED AVERAGE
Equality, Diversity & Inclusion	11.81% 375	38.90% 1,235	39.91% 1,267	9.39% 298	3,175	2.47
Progress Plus paediatric curriculum	20.37% 649	31.39% 1,000	34.24% 1,091	14.00% 446	3,186	2.42
Global Child Health programmes	12.61% 402	44.59% 1,422	34.12% 1,088	8.69% 277	3,189	2.39
Increasing recruitment into specialty training	16.82% 536	38.95% 1,241	35.06% 1,117	9.17% 292	3,186	2.37
Post-Covid recovery of paediatric services	17.38% 554	39.50% 1,259	34.73% 1,107	8.38% 267	3,187	2.34
Retention & lifelong careers	30.01% 954	41.43% 1,317	24.57% 781	3.99% 127	3,179	2.03
Climate Change	33.64% 1,059	41.99% 1,322	20.39% 642	3.97% 125	3,148	1.95

## Q22 Please rate the following benefits and services offered by RCPCH membership

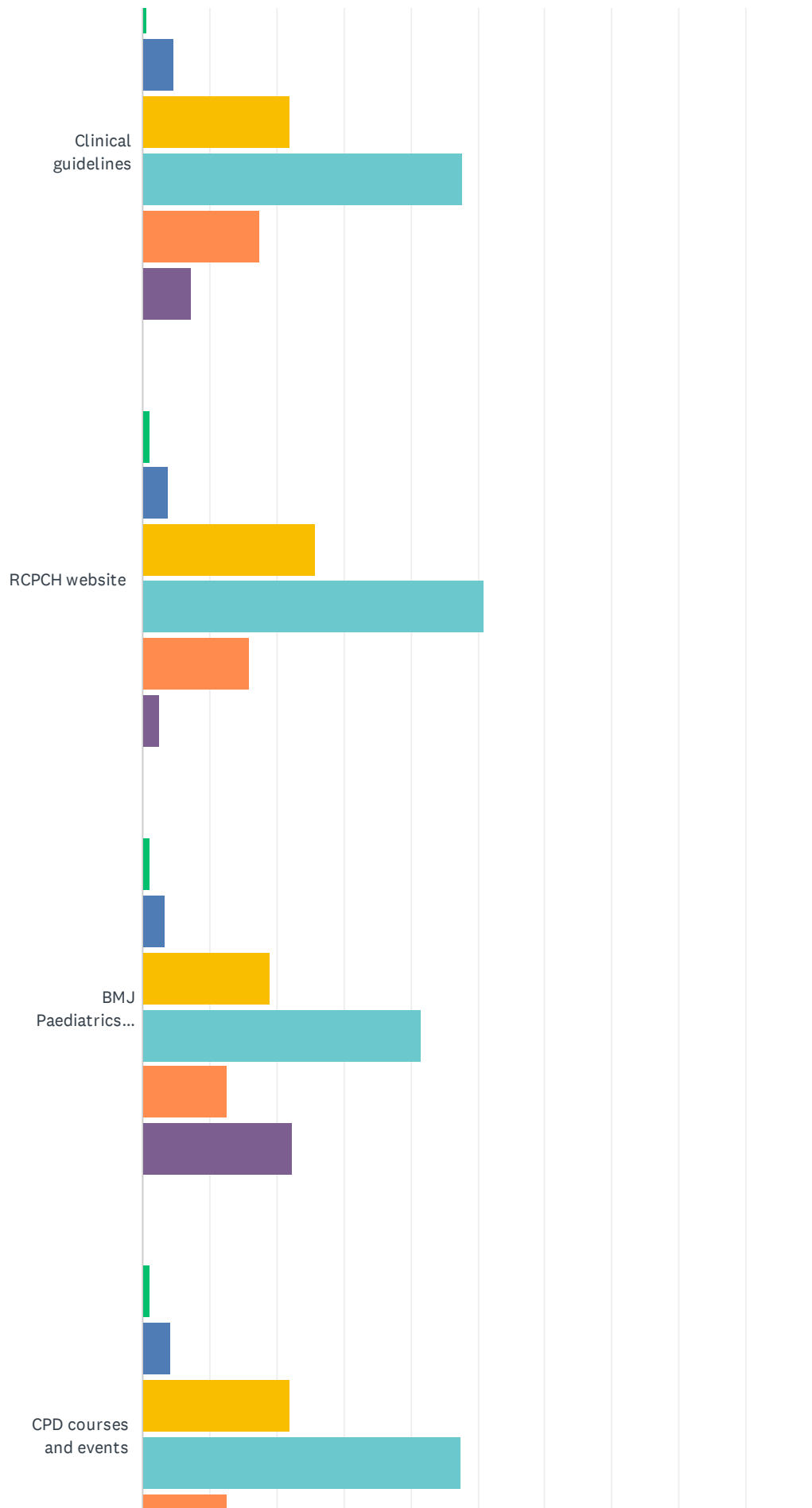
Answered: 3,189 Skipped: 20



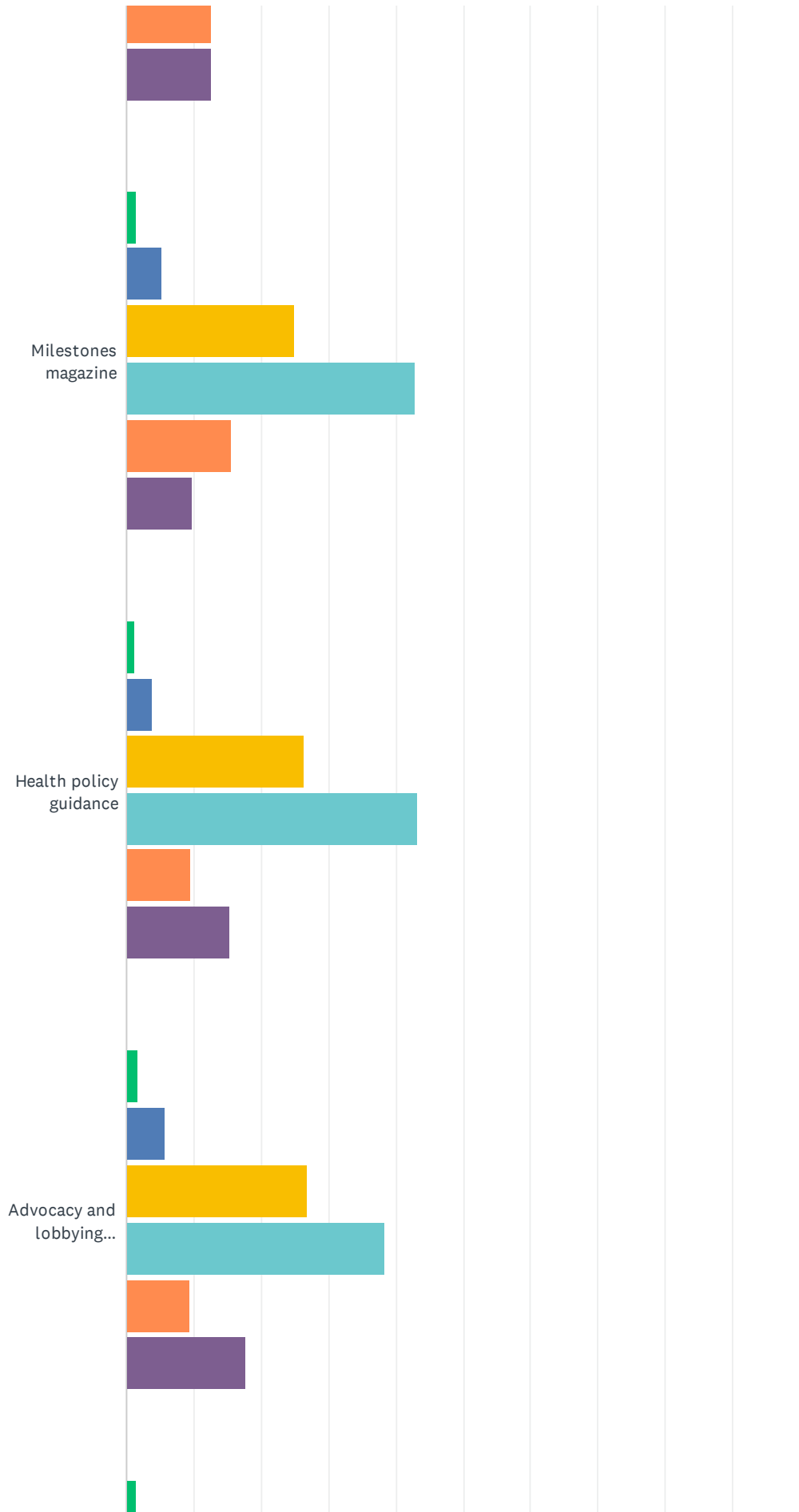
2021 RCPCH member survey



# 2021 RCPCH member survey

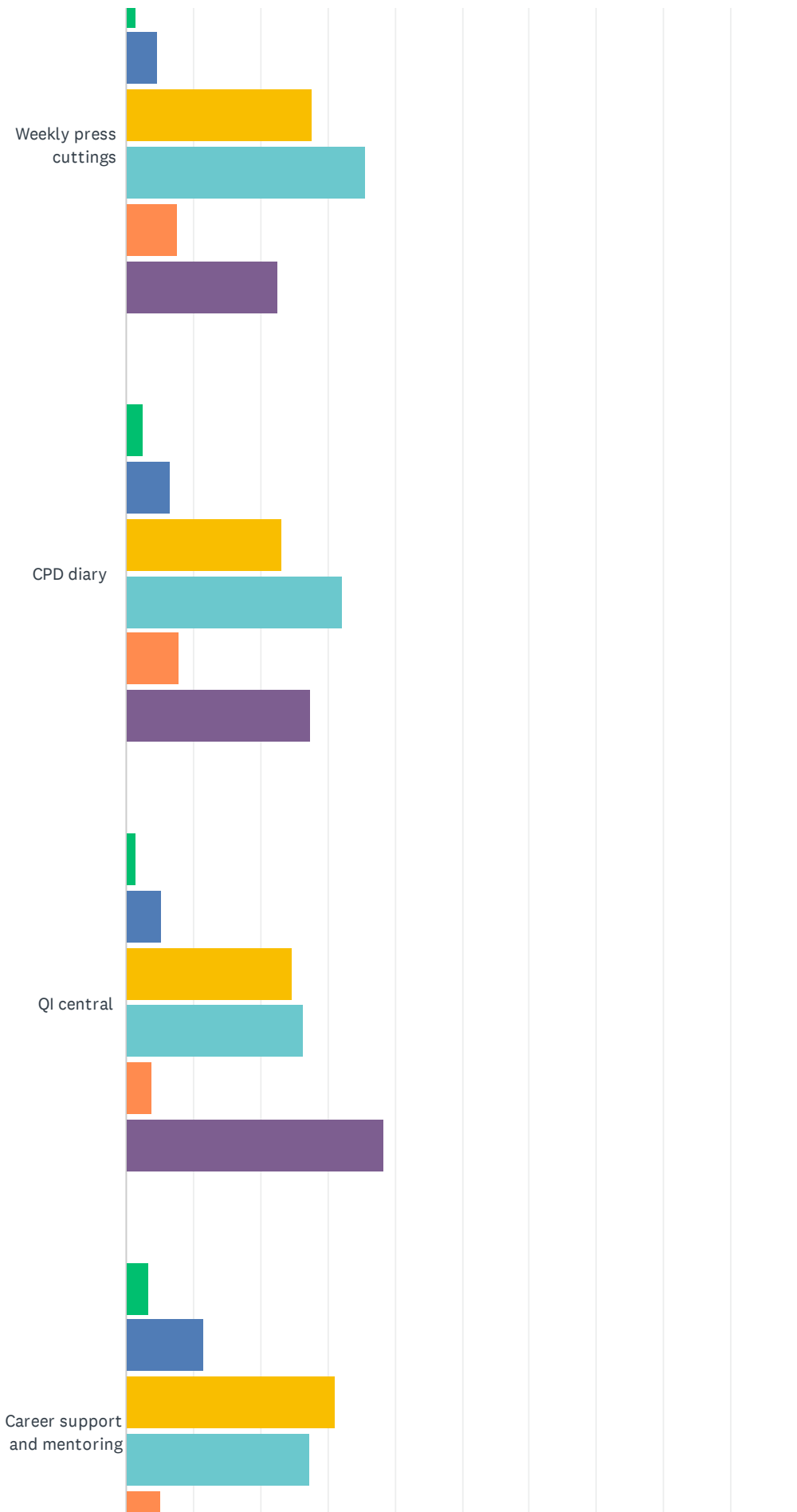


2021 RCPCH member survey

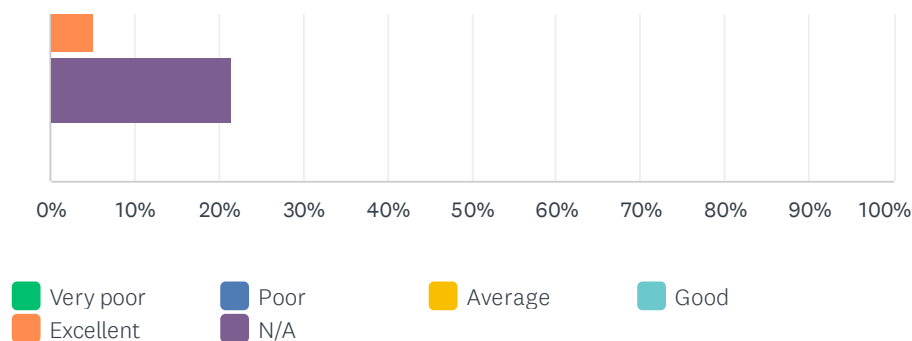




# 2021 RCPCH member survey



## 2021 RCPCH member survey



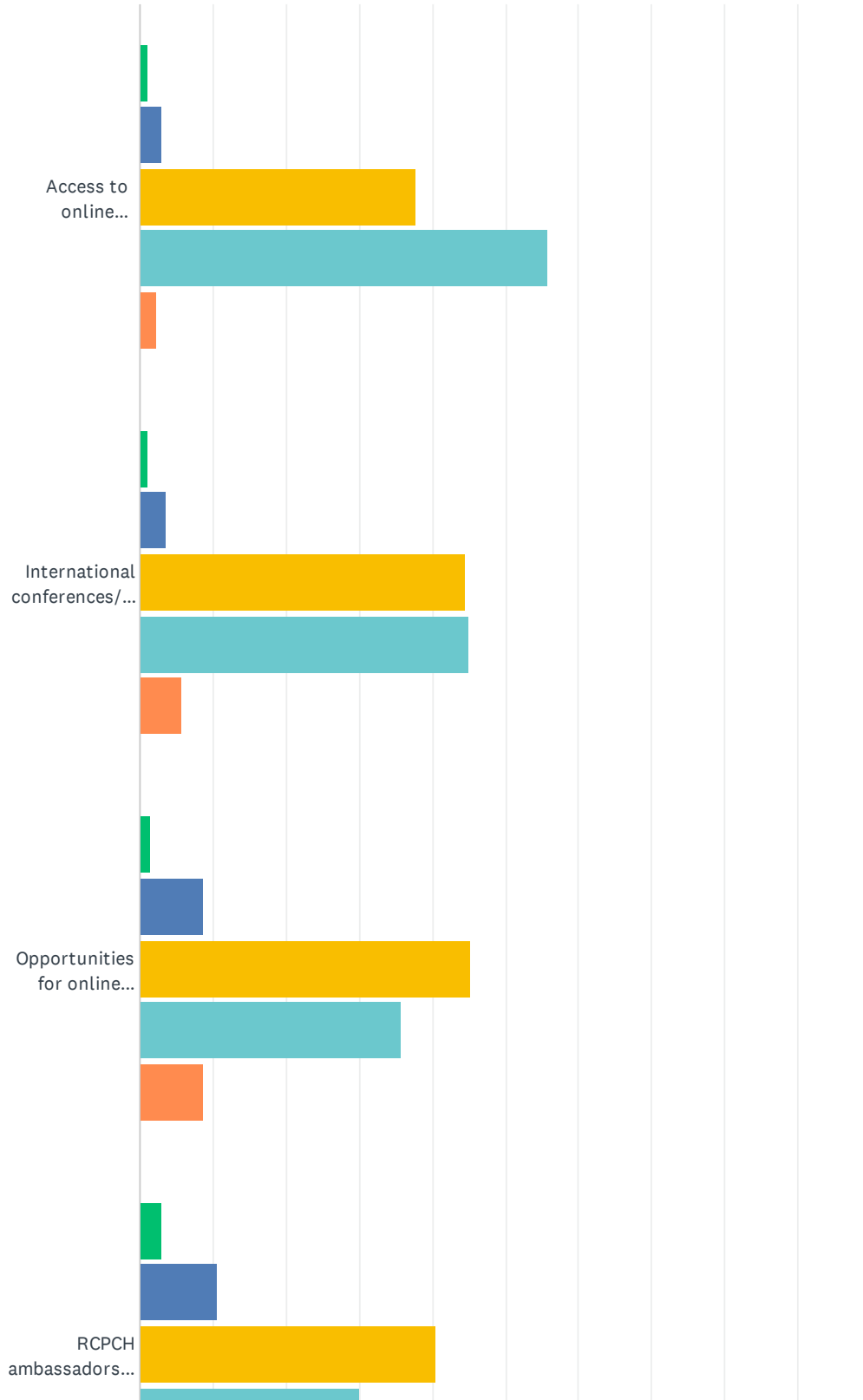
	VERY POOR	POOR	AVERAGE	GOOD	EXCELLENT	N/A	TOTAL	WEIGHTED AVERAGE
Archives of Disease in Childhood (ADC)	0.47% 15	1.07% 34	11.22% 355	46.29% 1,465	34.31% 1,086	6.64% 210	3,165	4.21
Child protection resources including Child Protection Companion	0.32% 10	1.20% 38	12.79% 404	44.79% 1,415	29.79% 941	11.11% 351	3,159	4.15
Examinations & assessments	1.02% 32	2.89% 91	19.84% 625	43.37% 1,366	16.00% 504	16.89% 532	3,150	3.85
RCPCH conference	0.96% 30	3.70% 116	19.44% 609	40.82% 1,279	16.09% 504	18.99% 595	3,133	3.83
Clinical guidelines	0.70% 22	4.66% 147	21.96% 693	47.85% 1,510	17.49% 552	7.35% 232	3,156	3.83
RCPCH website	1.08% 34	3.80% 120	25.70% 811	50.86% 1,605	15.97% 504	2.60% 82	3,156	3.79
BMJ Paediatrics Open	1.09% 34	3.33% 104	19.03% 594	41.67% 1,301	12.52% 391	22.36% 698	3,122	3.79
CPD courses and events	1.08% 34	4.35% 137	21.95% 691	47.55% 1,497	12.52% 394	12.55% 395	3,148	3.76
Milestones magazine	1.53% 48	5.39% 169	24.89% 781	42.93% 1,347	15.52% 487	9.75% 306	3,138	3.73
Health policy guidance	1.34% 42	3.84% 120	26.53% 829	43.36% 1,355	9.57% 299	15.36% 480	3,125	3.66
Advocacy and lobbying policymakers	1.79% 56	5.86% 183	26.77% 836	38.46% 1,201	9.38% 293	17.74% 554	3,123	3.58
Weekly press cuttings	1.51% 47	4.68% 146	27.79% 867	35.71% 1,114	7.69% 240	22.63% 706	3,120	3.56
CPD diary	2.60% 81	6.51% 203	23.30% 726	32.16% 1,002	7.99% 249	27.44% 855	3,116	3.50
QI central	1.46% 45	5.34% 164	24.64% 757	26.40% 811	3.74% 115	38.41% 1,180	3,072	3.42
Career support and mentoring	3.35% 105	11.55% 362	31.15% 976	27.19% 852	5.17% 162	21.58% 676	3,133	3.25

**Q23 Is there anything that the College is not currently involved with that you think it should be?**

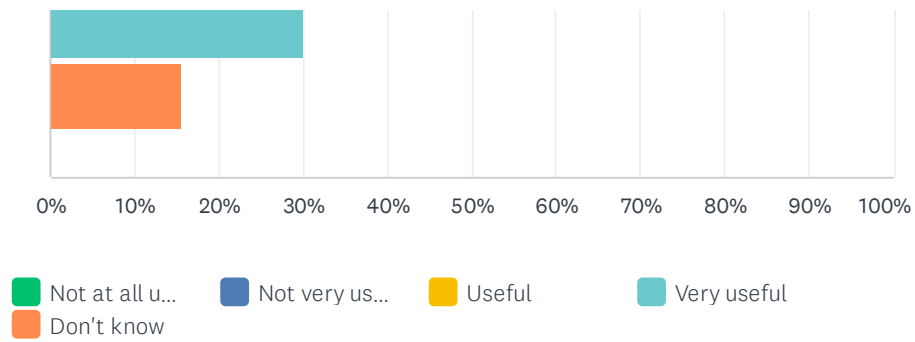
Answered: 844 Skipped: 2,365

## Q24 Please indicate which of the following new activities would add most benefit to your College membership

Answered: 703 Skipped: 2,506



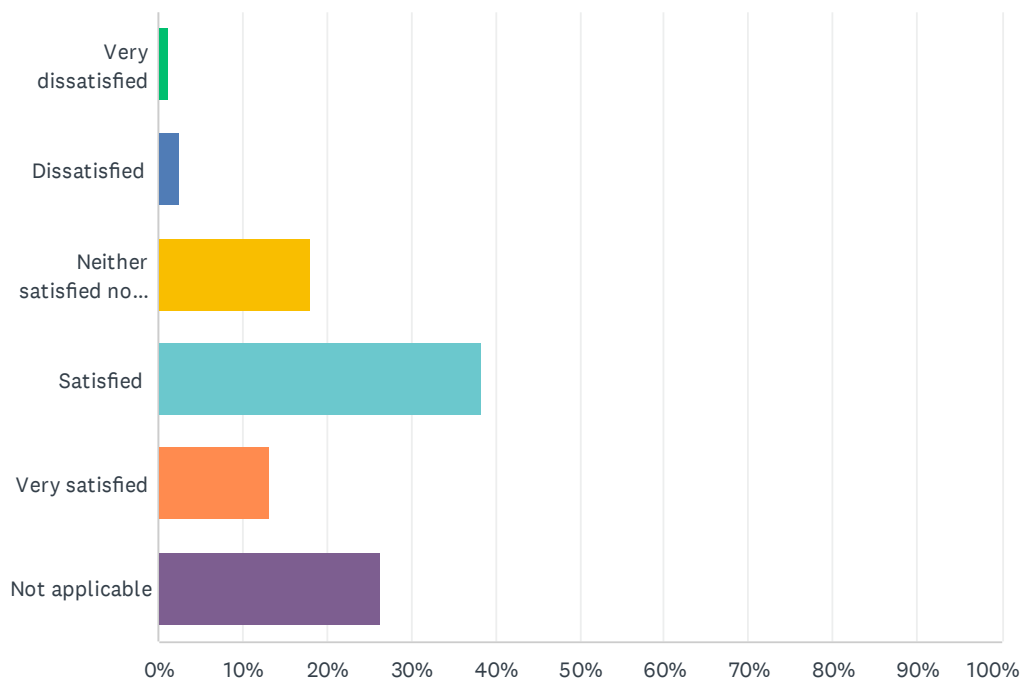
## 2021 RCPCH member survey



	NOT AT ALL USEFUL	NOT VERY USEFUL	USEFUL	VERY USEFUL	DON'T KNOW	TOTAL	WEIGHTED AVERAGE
Access to online education & learning	1.00% 7	2.99% 21	37.84% 266	55.76% 392	2.42% 17	703	3.44
International conferences/meetings	1.14% 8	3.58% 25	44.49% 311	45.06% 315	5.72% 40	699	3.22
Opportunities for online networking with other RCPCH members in your country or region	1.57% 11	8.73% 61	45.21% 316	35.77% 250	8.73% 61	699	2.98
RCPCH ambassadors representing your country or region	3.01% 21	10.76% 75	40.60% 283	30.13% 210	15.49% 108	697	2.67

## Q25 Please indicate your level of satisfaction with how queries or support requests have been dealt with by College staff

Answered: 3,177 Skipped: 32



**QUIZ STATISTICS**

Percent Correct 13%	Average Score 2.8/5.0 (56%)	Standard Deviation 1.83	Difficulty 2/11
------------------------	--------------------------------	----------------------------	--------------------

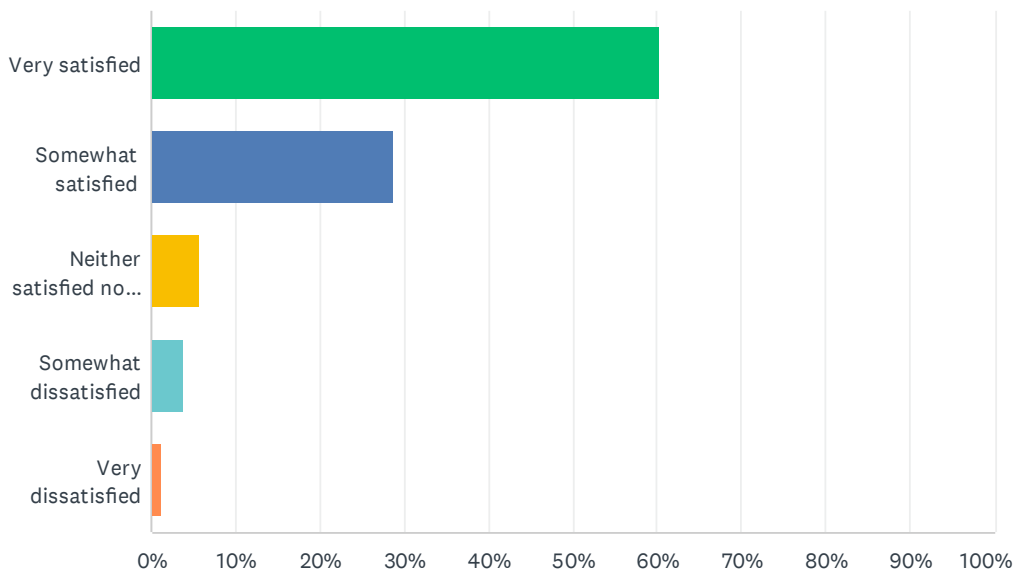
ANSWER CHOICES	SCORE	RESPONSES	
Very dissatisfied	1/5	1.35%	43
Dissatisfied	2/5	2.49%	79
Neither satisfied nor dissatisfied	3/5	18.07%	574
Satisfied	4/5	38.31%	1,217
✓ Very satisfied	5/5	13.31%	423
Not applicable	0/5	26.47%	841
<b>TOTAL</b>			<b>3,177</b>

**Q26 Please let us know why you chose the rating you did for the previous question**

Answered: 110 Skipped: 3,099

**Q27 How satisfied are you overall with your career choice of paediatrics?**

Answered: 3,176 Skipped: 33



**QUIZ STATISTICS**

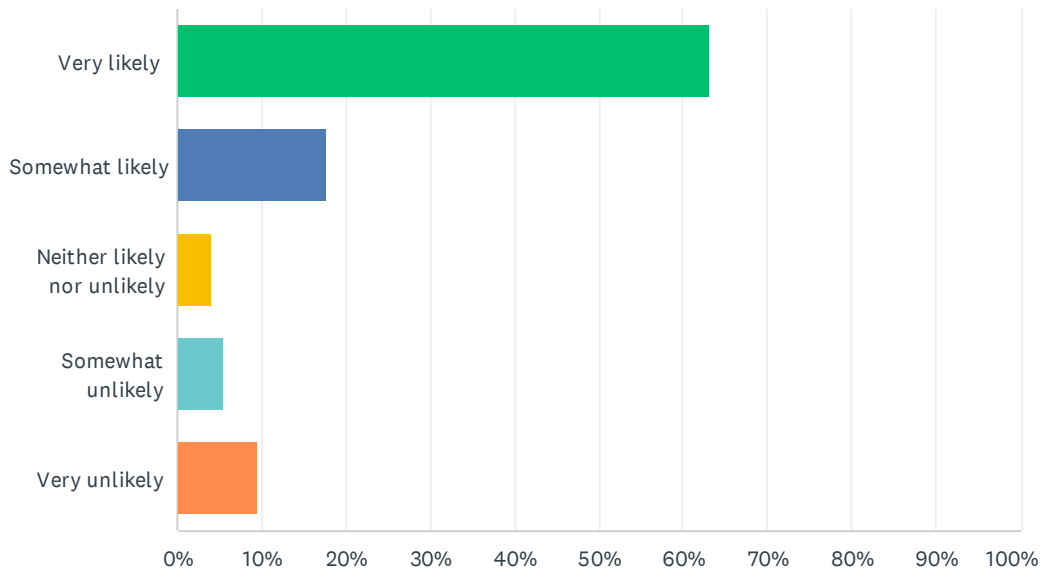
Percent Correct 60%	Average Score 4.4/5.0 (89%)	Standard Deviation 0.86	Difficulty 9/11
------------------------	--------------------------------	----------------------------	--------------------

2021 RCPCH member survey

ANSWER CHOICES	SCORE	RESPONSES	
✓ Very satisfied	5/5	60.39%	1,918
Somewhat satisfied	4/5	28.78%	914
Neither satisfied nor dissatisfied	3/5	5.76%	183
Somewhat dissatisfied	2/5	3.87%	123
Very dissatisfied	1/5	1.20%	38
<b>TOTAL</b>			<b>3,176</b>

### Q28 How likely do you think it is that you will still be working in paediatrics in five years time?

Answered: 3,159 Skipped: 50

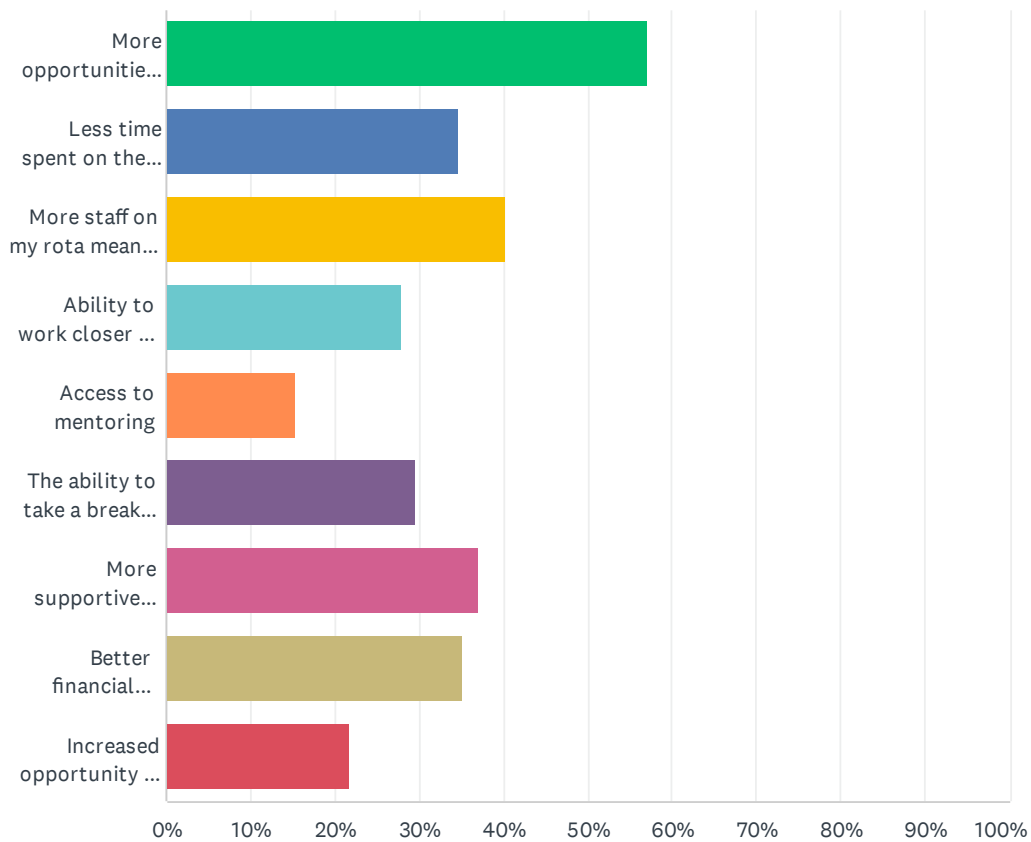


ANSWER CHOICES	RESPONSES	
Very likely	63.06%	1,992
Somewhat likely	17.76%	561
Neither likely nor unlikely	4.05%	128
Somewhat unlikely	5.48%	173
Very unlikely	9.65%	305
<b>TOTAL</b>		<b>3,159</b>

### Q29 Which of the following factors will have the most significant impact on your wellbeing at work in future? (choose up to 3)

Answered: 2,976 Skipped: 233

2021 RCPCH member survey

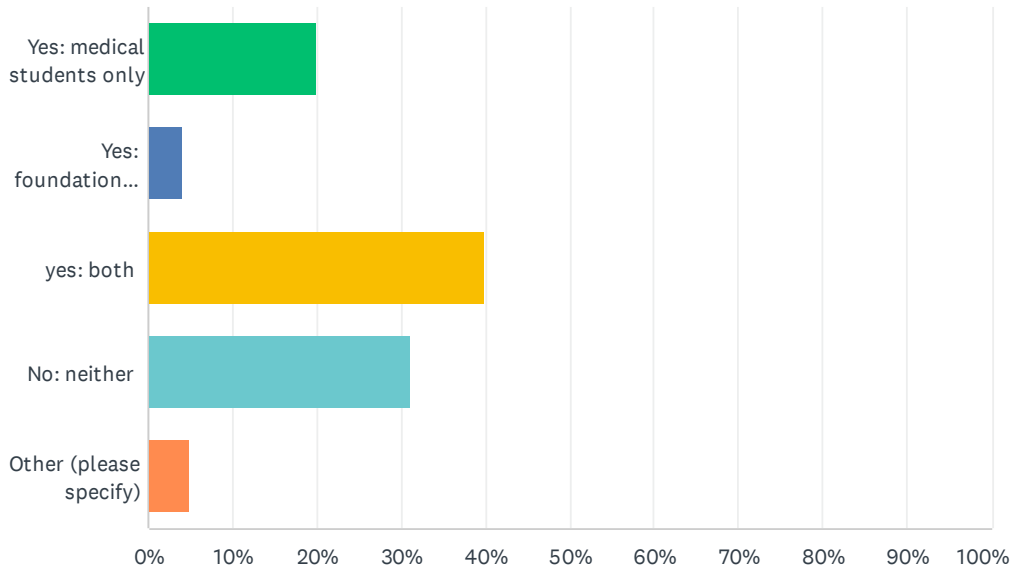


ANSWER CHOICES	RESPONSES	
More opportunities for flexible working	57.22%	1,703
Less time spent on the on-call rota	34.78%	1,035
More staff on my rota meaning less regular on call	40.39%	1,202
Ability to work closer to home	27.86%	829
Access to mentoring	15.29%	455
The ability to take a break from training/work	29.74%	885
More supportive management	37.13%	1,105
Better financial benefits	35.15%	1,046
Increased opportunity to work from home	21.81%	649
<b>Total Respondents: 2,976</b>		

Q30 Are you involved in paediatric education/teaching at Undergraduate education or Foundation programme level?

Answered: 3,168 Skipped: 41

2021 RCPCH member survey



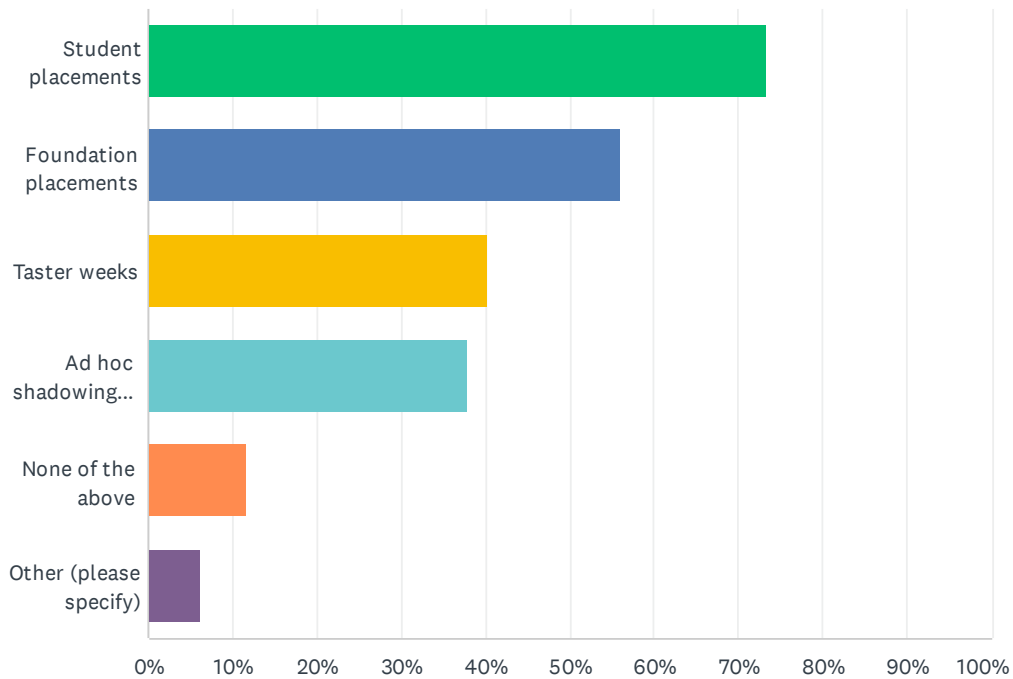
ANSWER CHOICES	RESPONSES	
Yes: medical students only	20.01%	634
Yes: foundation doctors only	4.10%	130
yes: both	39.87%	1,263
No: neither	31.03%	983
Other (please specify)	4.99%	158
<b>TOTAL</b>		<b>3,168</b>

**Q31 What sorts of opportunities for paediatric experience do you, or your place of work, offer for Medical Students and Foundation Doctors? (select as many as relevant)**

Answered: 3,064 Skipped: 145



2021 RCPCH member survey

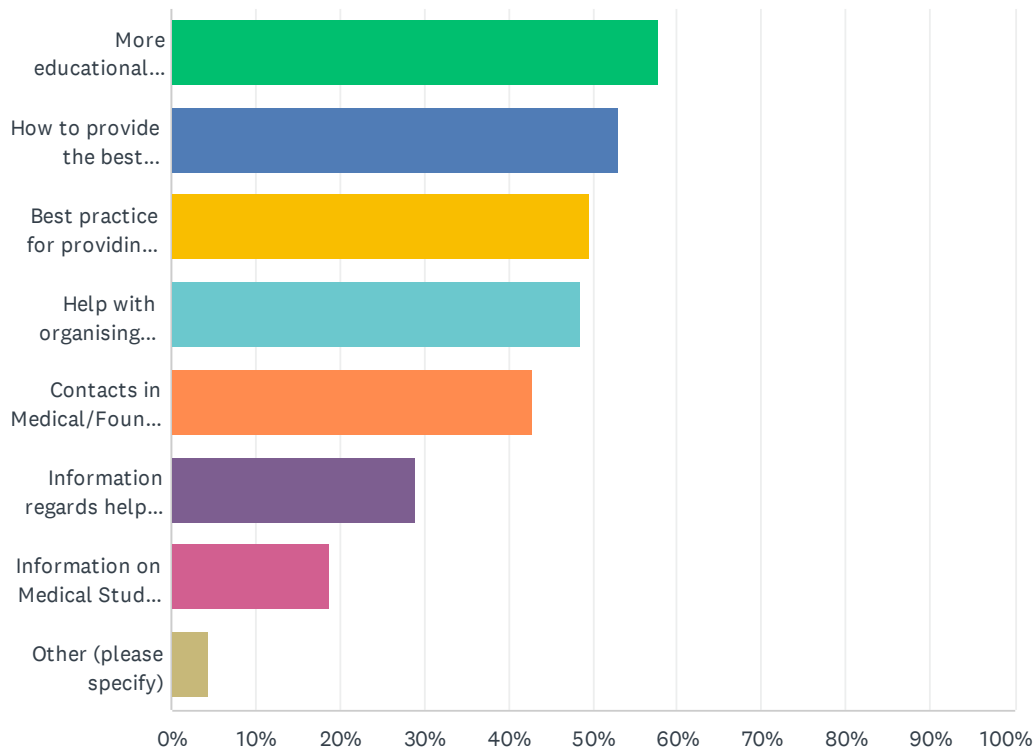


ANSWER CHOICES	RESPONSES	
Student placements	73.37%	2,248
Foundation placements	56.07%	1,718
Taster weeks	40.27%	1,234
Ad hoc shadowing sessions	37.96%	1,163
None of the above	11.75%	360
Other (please specify)	6.14%	188
<b>Total Respondents: 3,064</b>		

**Q32 The College is looking to improve and increase the information/guidance to support paediatric education and opportunities for Medical Students or Foundation Doctors. What sorts of information/guidance would you find particularly useful? (Select as many as you like)**

Answered: 2,880 Skipped: 329

2021 RCPCH member survey

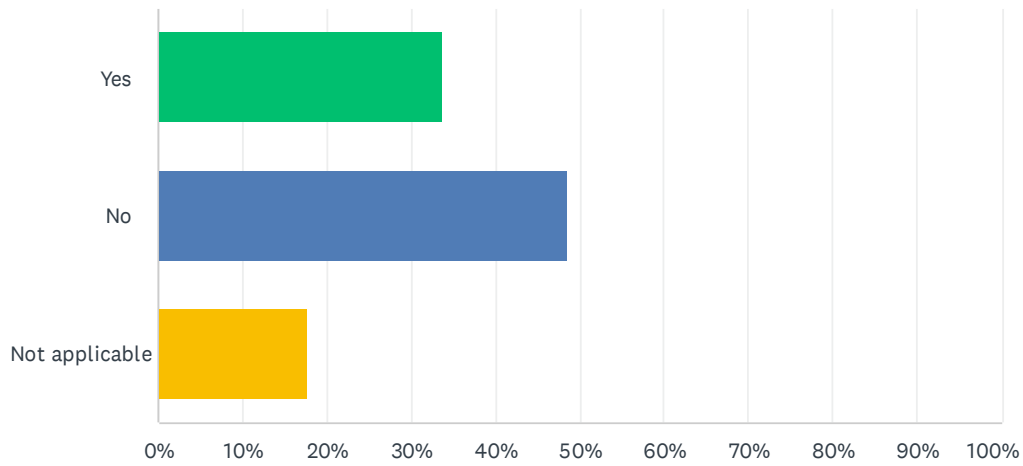


ANSWER CHOICES	RESPONSES	
More educational resources aimed at Medical Students/Foundation Doctors	57.74%	1,663
How to provide the best student/foundation placement	53.13%	1,530
Best practice for providing Taster weeks	49.65%	1,430
Help with organising paediatric-based electives	48.72%	1,403
Contacts in Medical/Foundation Schools to assist with placements/opportunities	42.81%	1,233
Information regards helping with or setting up careers events	28.99%	835
Information on Medical Student Societies	18.68%	538
Other (please specify)	4.48%	129
<b>Total Respondents: 2,880</b>		

**Q33 We are concerned by the significant waiting lists and staff vacancies in community child health services. Have you considered, or would you consider a career in community child health?**

Answered: 3,187 Skipped: 22

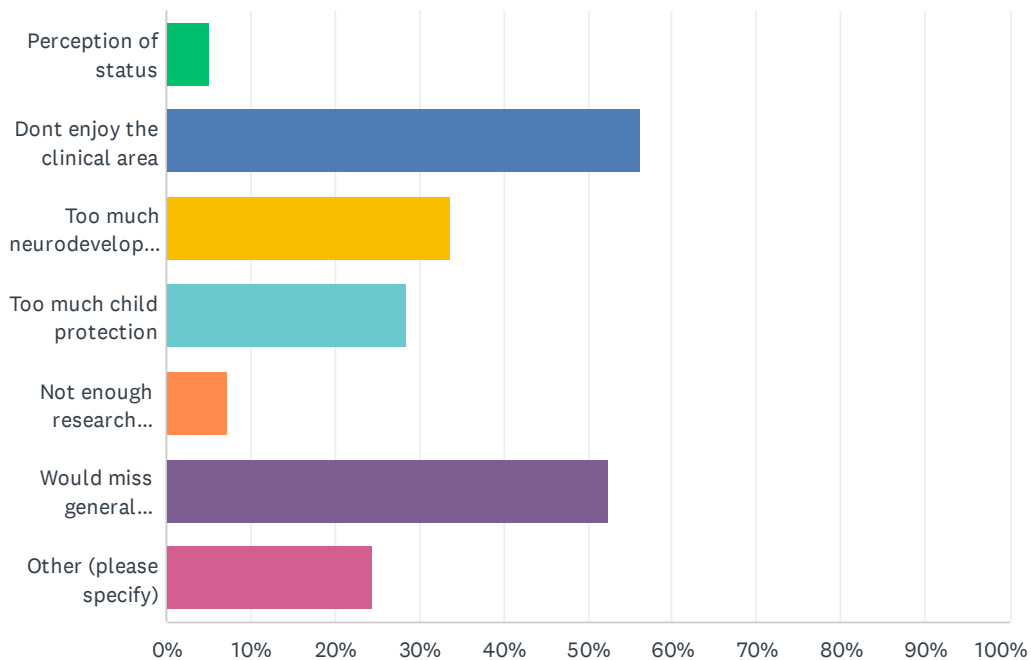
2021 RCPCH member survey



ANSWER CHOICES	RESPONSES	
Yes	33.67%	1,073
No	48.60%	1,549
Not applicable	17.73%	565
<b>TOTAL</b>		<b>3,187</b>

Q34 What factors have influenced, or would influence your decision not pursue a career in community child health? (choose as many as are relevant)

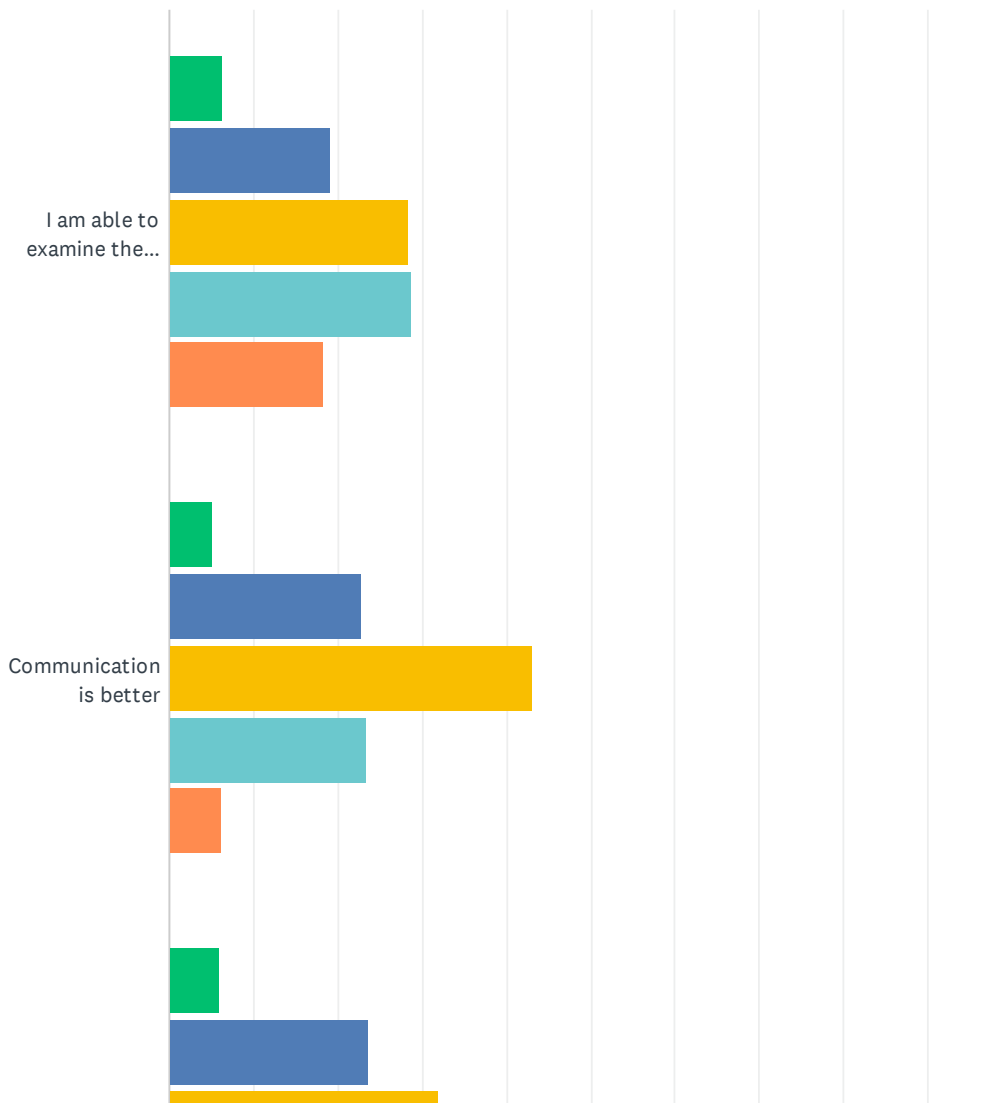
Answered: 1,527 Skipped: 1,682



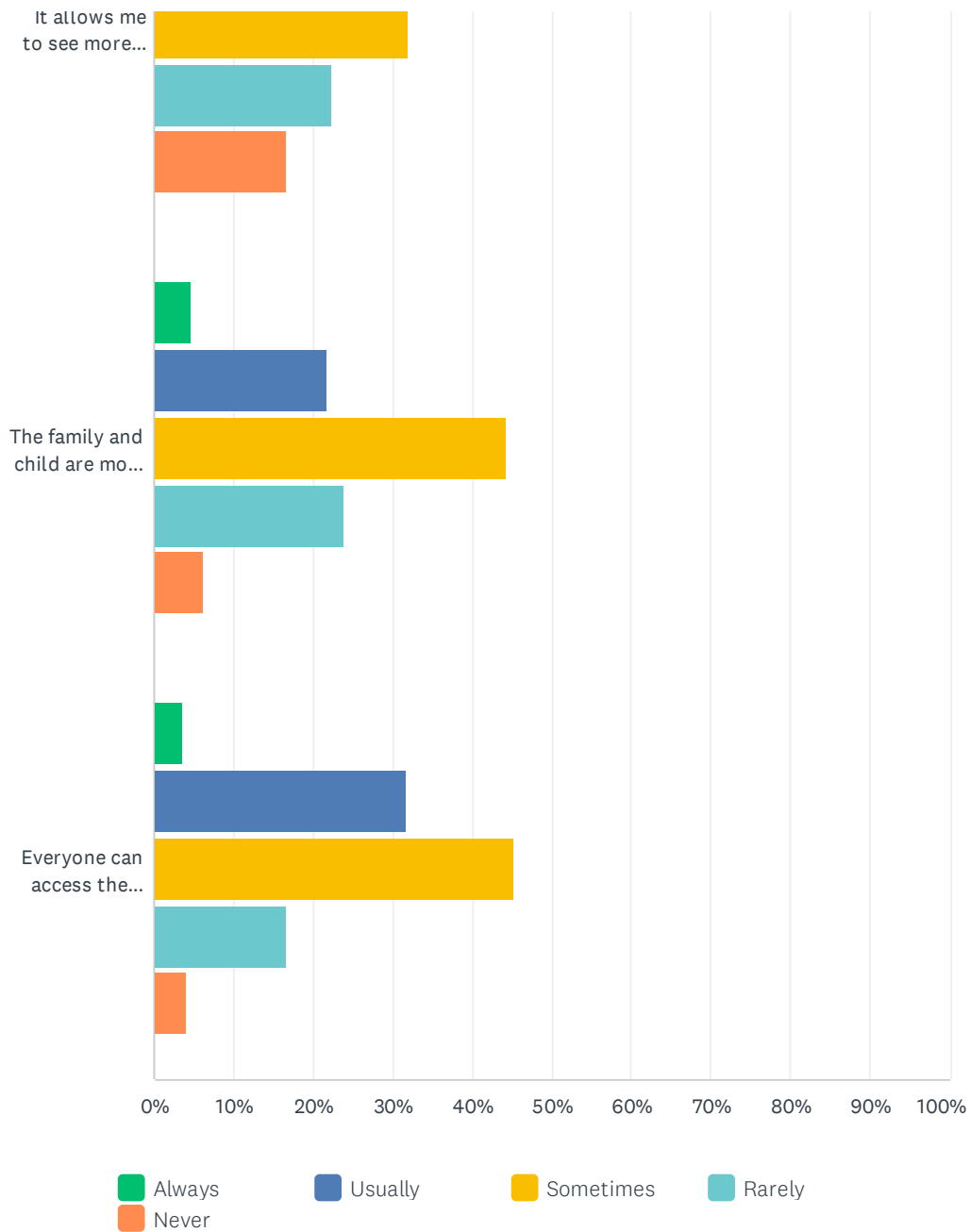
ANSWER CHOICES	RESPONSES	
Perception of status	5.04%	77
Dont enjoy the clinical area	56.32%	860
Too much neurodevelopmental paediatrics	33.79%	516
Too much child protection	28.49%	435
Not enough research potential	7.20%	110
Would miss general paediatrics	52.39%	800
Other (please specify)	24.49%	374
<b>Total Respondents: 1,527</b>		

**Q35 Since Covid, more work is being done virtually. If you now see more patients in virtual clinics, please let us know how you feel about this new way of working: (skip this question if your clinics haven't changed)**

Answered: 1,857 Skipped: 1,352



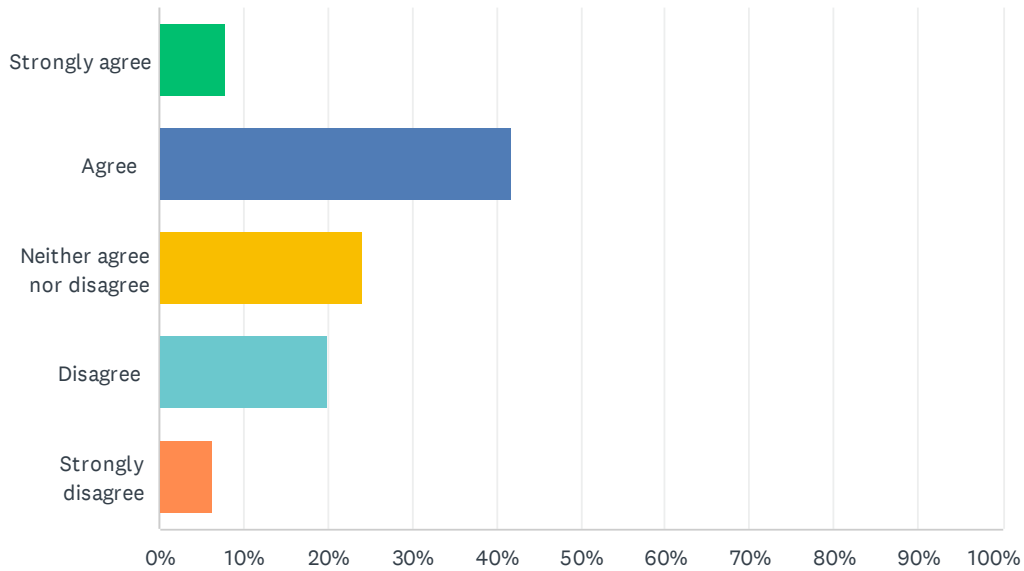
## 2021 RCPCH member survey



	ALWAYS	USUALLY	SOMETIMES	RARELY	NEVER	TOTAL RESPONDENTS
I am able to examine the patient adequately	6.44% 118	19.16% 351	28.33% 519	28.71% 526	18.34% 336	1,832
Communication is better	5.15% 95	22.71% 419	42.98% 793	23.52% 434	6.23% 115	1,845
It allows me to see more children per clinic	5.96% 109	23.62% 432	31.93% 584	22.36% 409	16.62% 304	1,829
The family and child are more actively engaged by being in their own home	4.60% 84	21.72% 397	44.26% 809	23.85% 436	6.18% 113	1,828
Everyone can access the technology they need	3.67% 67	31.73% 580	45.13% 825	16.58% 303	4.16% 76	1,828

### Q36 I have time to develop quality improvement activities in my current role

Answered: 2,905 Skipped: 304



#### QUIZ STATISTICS

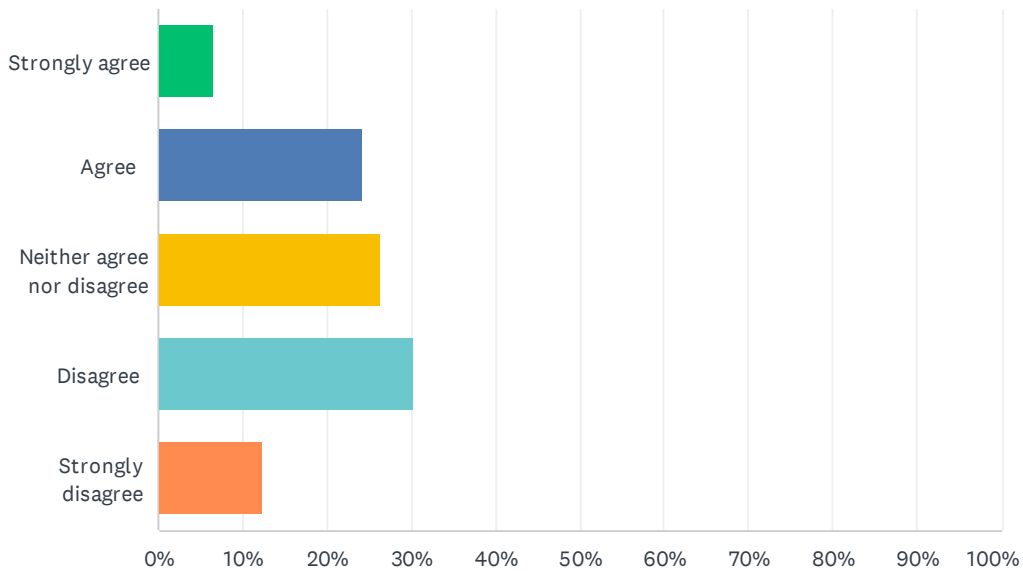
Percent Correct 7%	Average Score 3.2/5.0 (65%)	Standard Deviation 1.06	Difficulty 5/11
-----------------------	--------------------------------	----------------------------	--------------------

ANSWER CHOICES	SCORE	RESPONSES
✓ Strongly agree	5/5	7.88% 229
Agree	4/5	41.82% 1,215
Neither agree nor disagree	3/5	23.99% 697
Disagree	2/5	20.00% 581
Strongly disagree	1/5	6.30% 183
<b>TOTAL</b>		<b>2,905</b>

### Q37 I have time to undertake research activities in my current role

Answered: 2,918 Skipped: 291

2021 RCPCH member survey



**QUIZ STATISTICS**

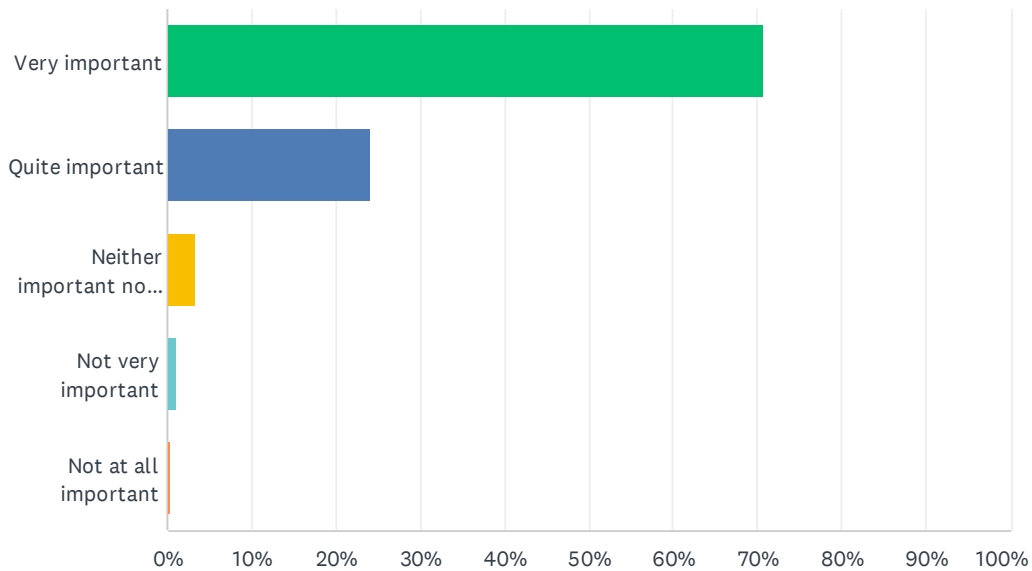
Percent Correct 6%	Average Score 2.8/5.0 (56%)	Standard Deviation 1.13	Difficulty 3/11
-----------------------	--------------------------------	----------------------------	--------------------

ANSWER CHOICES	SCORE	RESPONSES	
✓ Strongly agree	5/5	6.61%	193
Agree	4/5	24.30%	709
Neither agree nor disagree	3/5	26.42%	771
Disagree	2/5	30.23%	882
Strongly disagree	1/5	12.44%	363
<b>TOTAL</b>			<b>2,918</b>

**Q38 How important do you think climate change is for the health and well-being of children and young people?**

Answered: 3,149 Skipped: 60

## 2021 RCPCH member survey



### QUIZ STATISTICS

Percent Correct 69%	Average Score 4.6/5.0 (93%)	Standard Deviation 0.65	Difficulty 11/11
------------------------	--------------------------------	----------------------------	---------------------

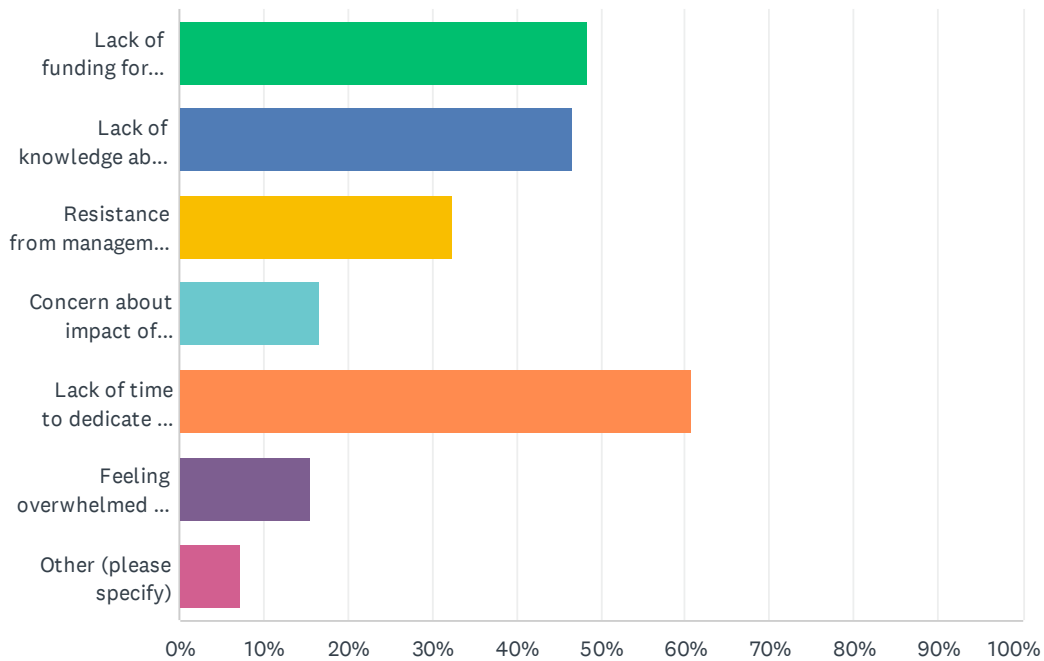
ANSWER CHOICES	SCORE	RESPONSES	
✓ Very important	5/5	70.82%	2,230
Quite important	4/5	24.13%	760
Neither important nor unimportant	3/5	3.43%	108
Not very important	2/5	1.11%	35
Not at all important	1/5	0.51%	16
<b>TOTAL</b>			<b>3,149</b>

**Q39 What do you feel are the main barriers for you in making changes to your practice to make it more sustainable?**

Answered: 2,980 Skipped: 229



2021 RCPCH member survey

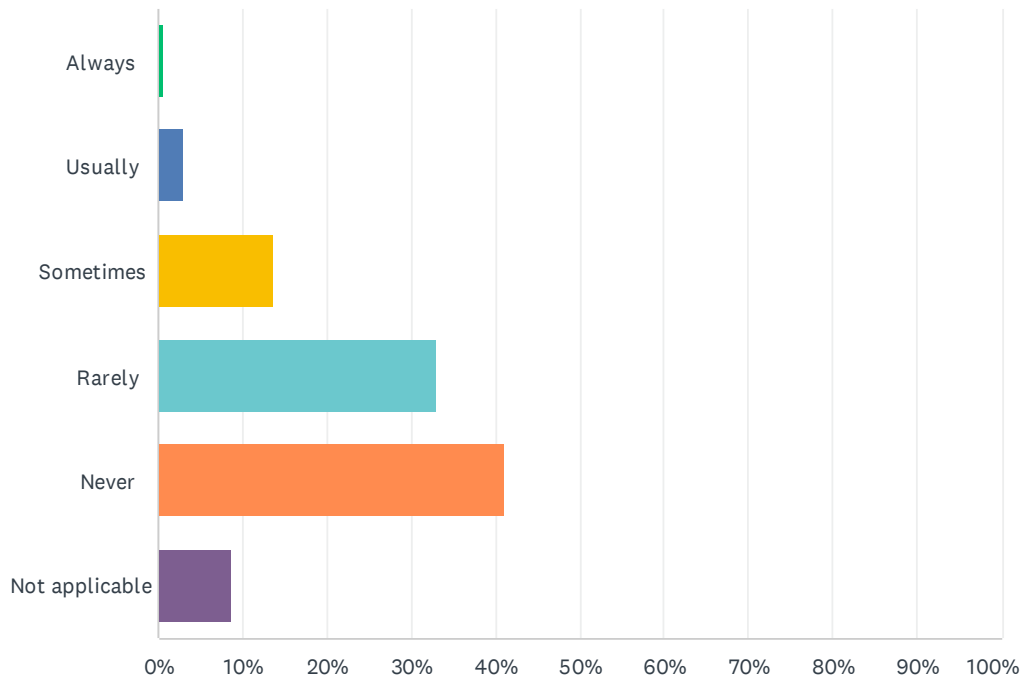


ANSWER CHOICES	RESPONSES	
Lack of funding for projects/changes	48.46%	1,444
Lack of knowledge about how climate change affects paediatrics and child health	46.74%	1,393
Resistance from management to make and support changes	32.45%	967
Concern about impact of changes on patient safety	16.54%	493
Lack of time to dedicate to making changes	60.81%	1,812
Feeling overwhelmed by climate change	15.57%	464
Other (please specify)	7.15%	213
<b>Total Respondents: 2,980</b>		

**Q40 How often is the subject of climate change/sustainability discussed within your departmental meetings?**

Answered: 3,086 Skipped: 123

2021 RCPCH member survey

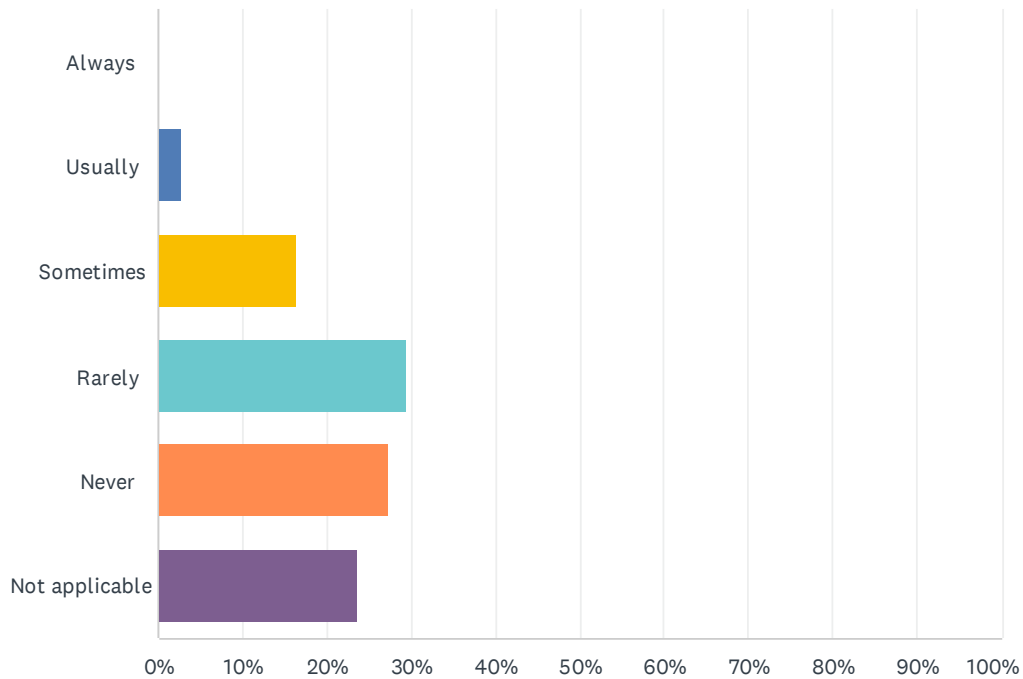


ANSWER CHOICES	RESPONSES
Always	0.55% 17
Usually	2.88% 89
Sometimes	13.61% 420
Rarely	33.08% 1,021
Never	41.12% 1,269
Not applicable	8.75% 270
<b>TOTAL</b>	<b>3,086</b>

**Q41 How often is the subject of climate change/sustainability discussed within your trust meetings?**

Answered: 3,067 Skipped: 142

2021 RCPCH member survey

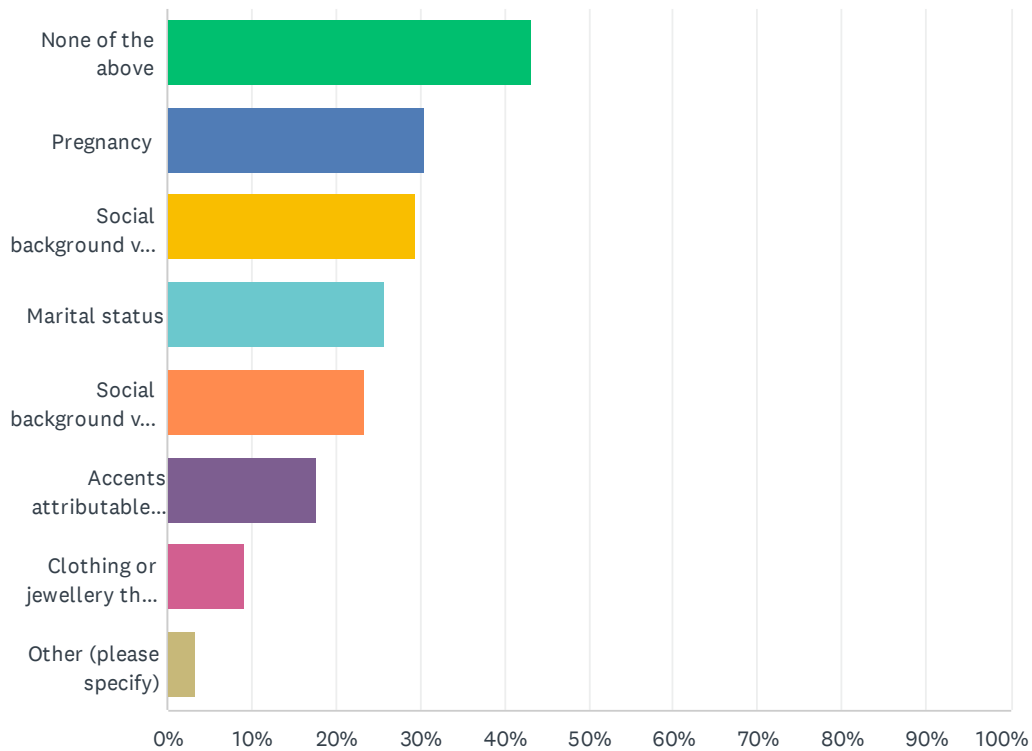


ANSWER CHOICES	RESPONSES
Always	0.26% 8
Usually	2.84% 87
Sometimes	16.43% 504
Rarely	29.48% 904
Never	27.29% 837
Not applicable	23.70% 727
<b>TOTAL</b>	<b>3,067</b>

Q42 In March we launched our new diversity monitoring form, allowing us to collect valuable data on our members. We currently ask our members for limited data across the areas with the closest impact on interactions with the College. Should we also be collecting and reporting data on any of the following? (tick as many as are relevant)

Answered: 2,849 Skipped: 360

2021 RCPCH member survey

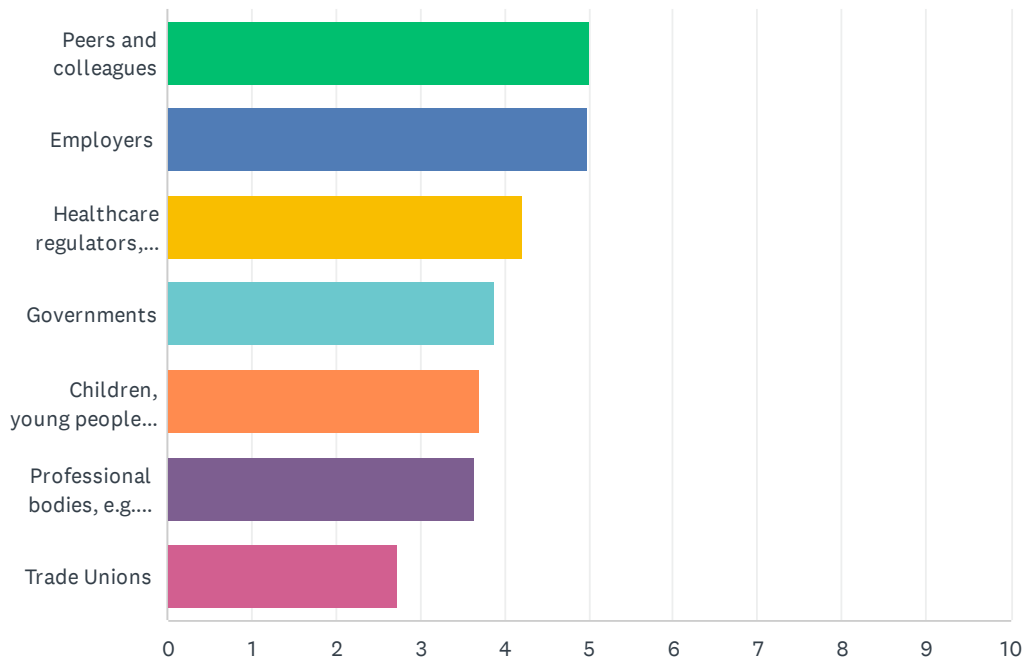


ANSWER CHOICES	RESPONSES	
None of the above	43.35%	1,235
Pregnancy	30.43%	867
Social background via a question about attendance at a fee paying school	29.38%	837
Marital status	25.87%	737
Social background via a question about entitlement to free school meals	23.48%	669
Accents attributable to a certain region or country	17.73%	505
Clothing or jewellery that identifies individuals to a specific religion	9.27%	264
Other (please specify)	3.51%	100
<b>Total Respondents: 2,849</b>		

**Q43 Who can have the biggest positive influence on your experience of equality, diversity & inclusion? Rank from most influential (1) to least influential (7)**

Answered: 2,866 Skipped: 343

2021 RCPCH member survey

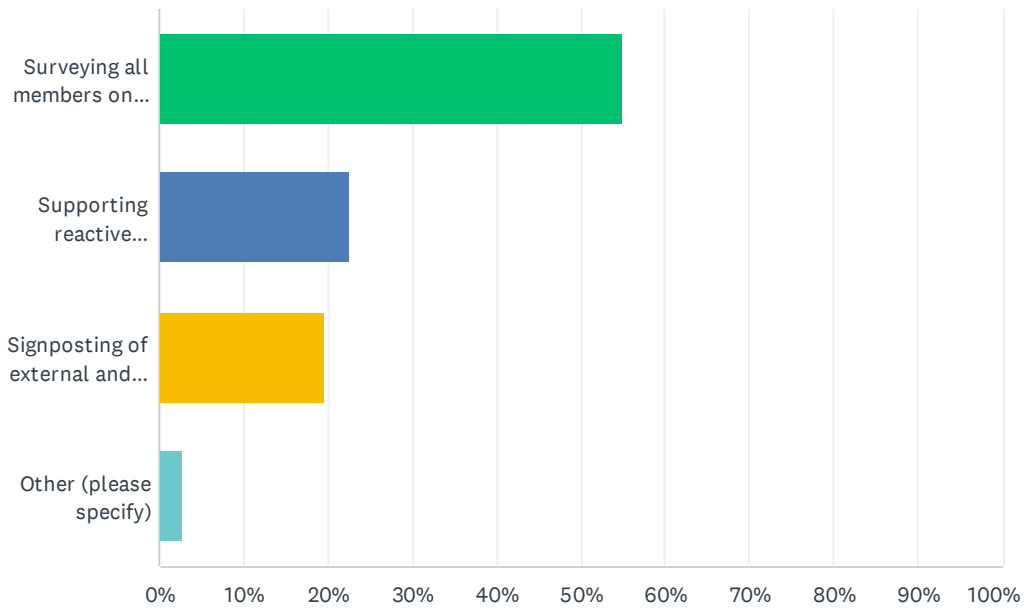


	1	2	3	4	5	6	7	TOTAL	SCORE
Peers and colleagues	33.49% 923	19.41% 535	10.20% 281	8.09% 223	13.61% 375	10.96% 302	4.25% 117	2,756	5.01
Employers	16.33% 444	25.63% 697	25.71% 699	14.86% 404	10.37% 282	5.11% 139	1.99% 54	2,719	4.99
Healthcare regulators, e.g. GMC	14.47% 387	15.59% 417	14.50% 388	16.90% 452	16.93% 453	14.47% 387	7.14% 191	2,675	4.22
Governments	18.31% 497	9.58% 260	10.54% 286	15.14% 411	12.79% 347	17.10% 464	16.54% 449	2,714	3.88
Children, young people and their parents and carers	11.17% 307	15.50% 426	14.12% 388	10.55% 290	10.59% 291	17.94% 493	20.12% 553	2,748	3.72
Professional bodies, e.g. RCPCH	4.67% 130	8.88% 247	17.87% 497	23.23% 646	19.60% 545	12.15% 338	13.59% 378	2,781	3.65
Trade Unions	3.93% 105	6.97% 186	7.38% 197	11.50% 307	15.21% 406	20.56% 549	34.46% 920	2,670	2.73

**Q44 For our equality, diversity and inclusion work to make a real difference to members it's important that we set realistic and sustainable yearly priorities. From our existing reports we have already committed to deliver a range of projects. Which of the following projects would you most like to see the College explore further? (select one)**

Answered: 2,819 Skipped: 390

## 2021 RCPCH member survey

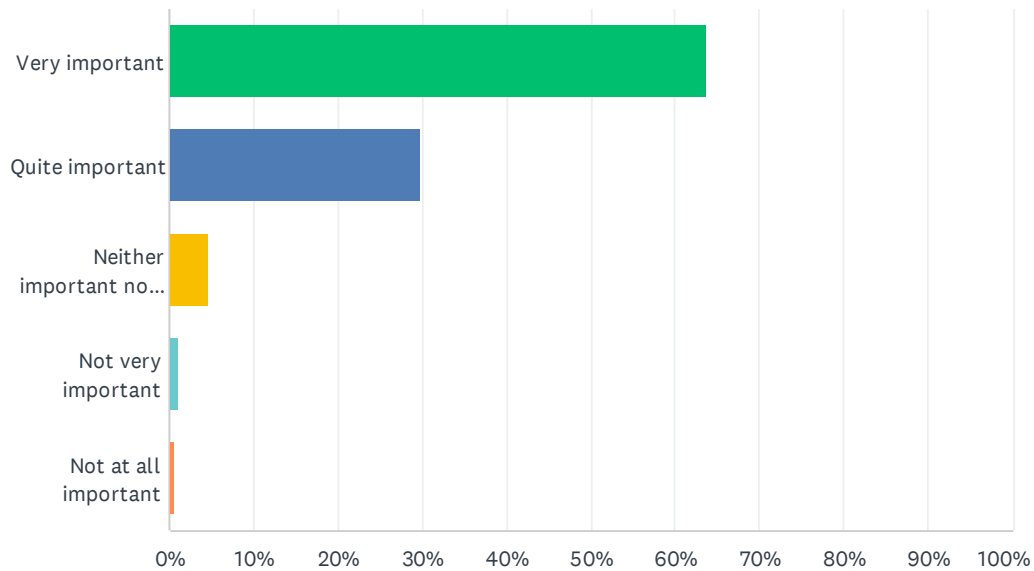


ANSWER CHOICES	RESPONSES	
Surveying all members on their EDI experiences including racism and bullying in the workplace	54.95%	1,549
Supporting reactive requests from members and stakeholders in related areas	22.56%	636
Signposting of external and internal resources relevant to members	19.65%	554
Other (please specify)	2.84%	80
<b>TOTAL</b>		<b>2,819</b>

### Q45 How important is it that the College continues to run its global programmes?

Answered: 3,125 Skipped: 84

## 2021 RCPCH member survey



### QUIZ STATISTICS

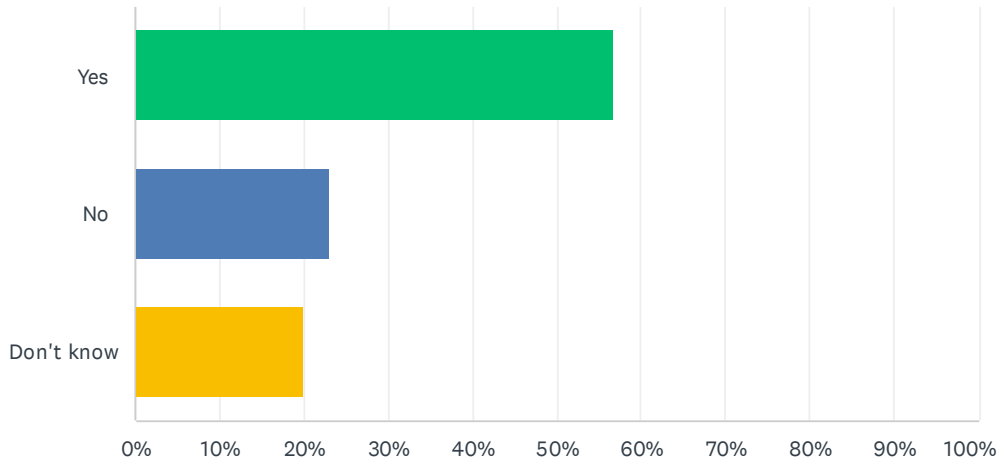
Percent Correct 62%	Average Score 4.5/5.0 (91%)	Standard Deviation 0.70	Difficulty 10/11
------------------------	--------------------------------	----------------------------	---------------------

ANSWER CHOICES	SCORE	RESPONSES	
✓ Very important	5/5	63.68%	1,990
Quite important	4/5	29.82%	932
Neither important nor unimportant	3/5	4.74%	148
Not very important	2/5	1.12%	35
Not at all important	1/5	0.64%	20
<b>TOTAL</b>			<b>3,125</b>

## Q46 Are you interested in becoming more involved in global child health work?

Answered: 3,103 Skipped: 106

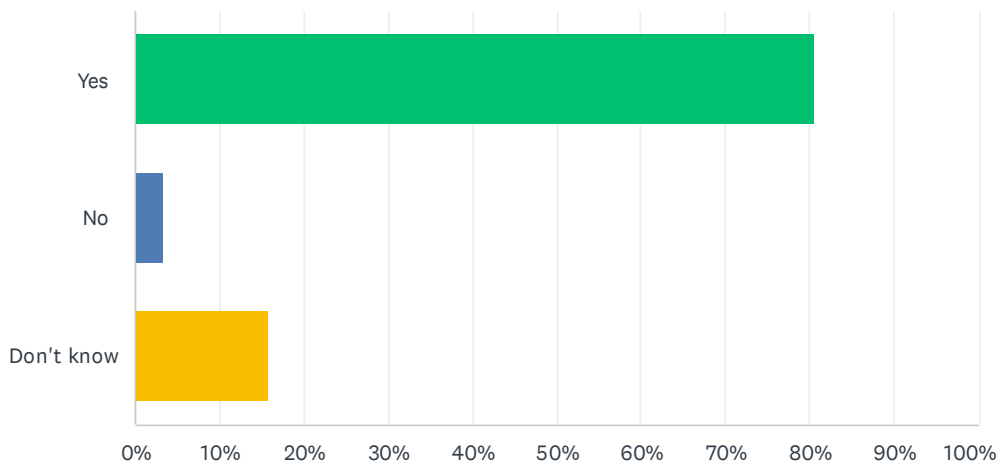
2021 RCPCH member survey



ANSWER CHOICES	RESPONSES	
Yes	56.82%	1,763
No	23.04%	715
Don't know	20.14%	625
<b>TOTAL</b>		<b>3,103</b>

Q47 Would you support your Trust (or NHS/DHSC) making global health work easier for UK clinicians to take up as part of their career?

Answered: 3,057 Skipped: 152

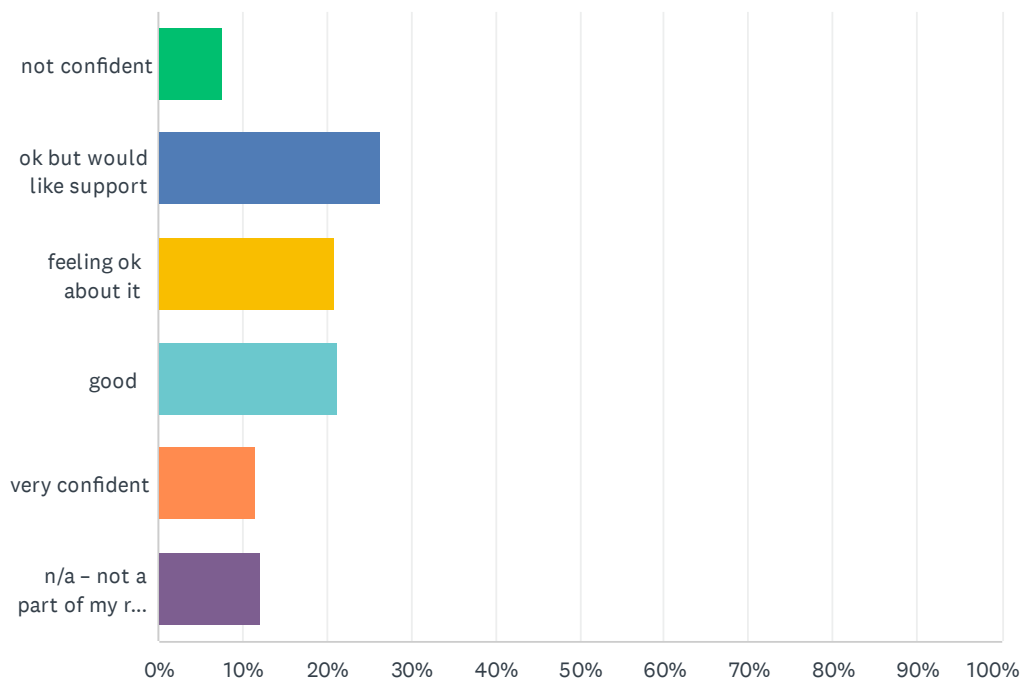




ANSWER CHOICES	RESPONSES	
Yes	80.70%	2,467
No	3.47%	106
Don't know	15.83%	484
<b>TOTAL</b>		<b>3,057</b>

### Q48 How confident do you feel involving children and young people in helping to design, deliver or contribute to decisions about your services or areas of work?

Answered: 3,094 Skipped: 115



#### QUIZ STATISTICS

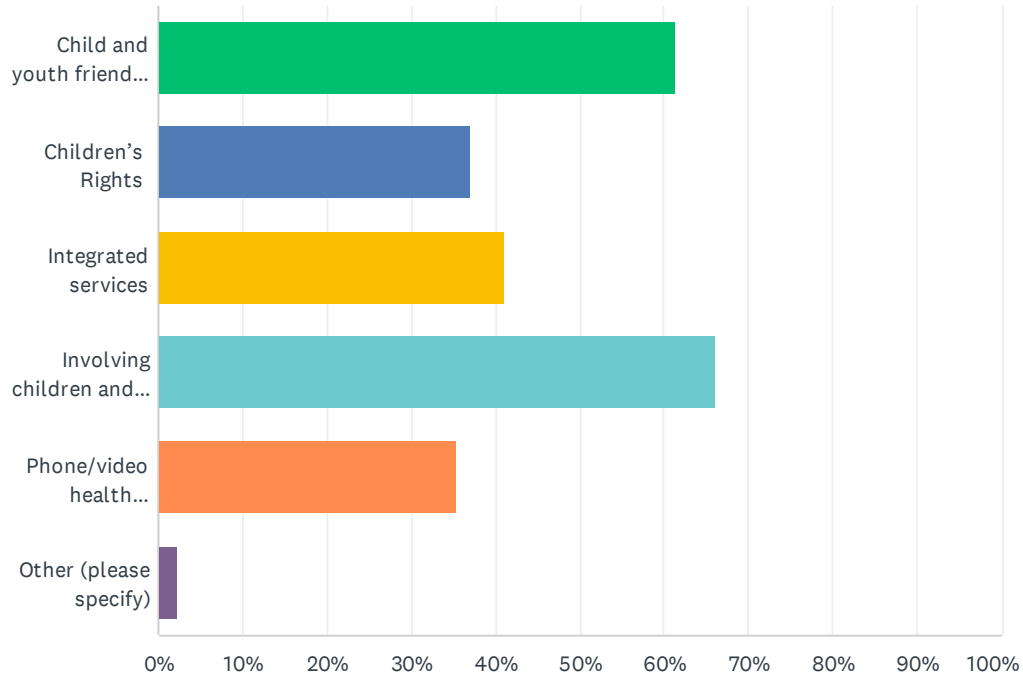
Percent Correct 11%	Average Score 2.7/5.0 (53%)	Standard Deviation 1.49	Difficulty 1/11
------------------------	--------------------------------	----------------------------	--------------------

2021 RCPCH member survey

ANSWER CHOICES	SCORE	RESPONSES	
not confident	1/5	7.69%	238
ok but would like support	2/5	26.50%	820
feeling ok about it	3/5	20.98%	649
good	4/5	21.27%	658
✓ very confident	5/5	11.44%	354
n/a – not a part of my role or work	0/5	12.12%	375
<b>TOTAL</b>			<b>3,094</b>

### Q49 What topics would you like to know more about from a child and young person’s perspective?

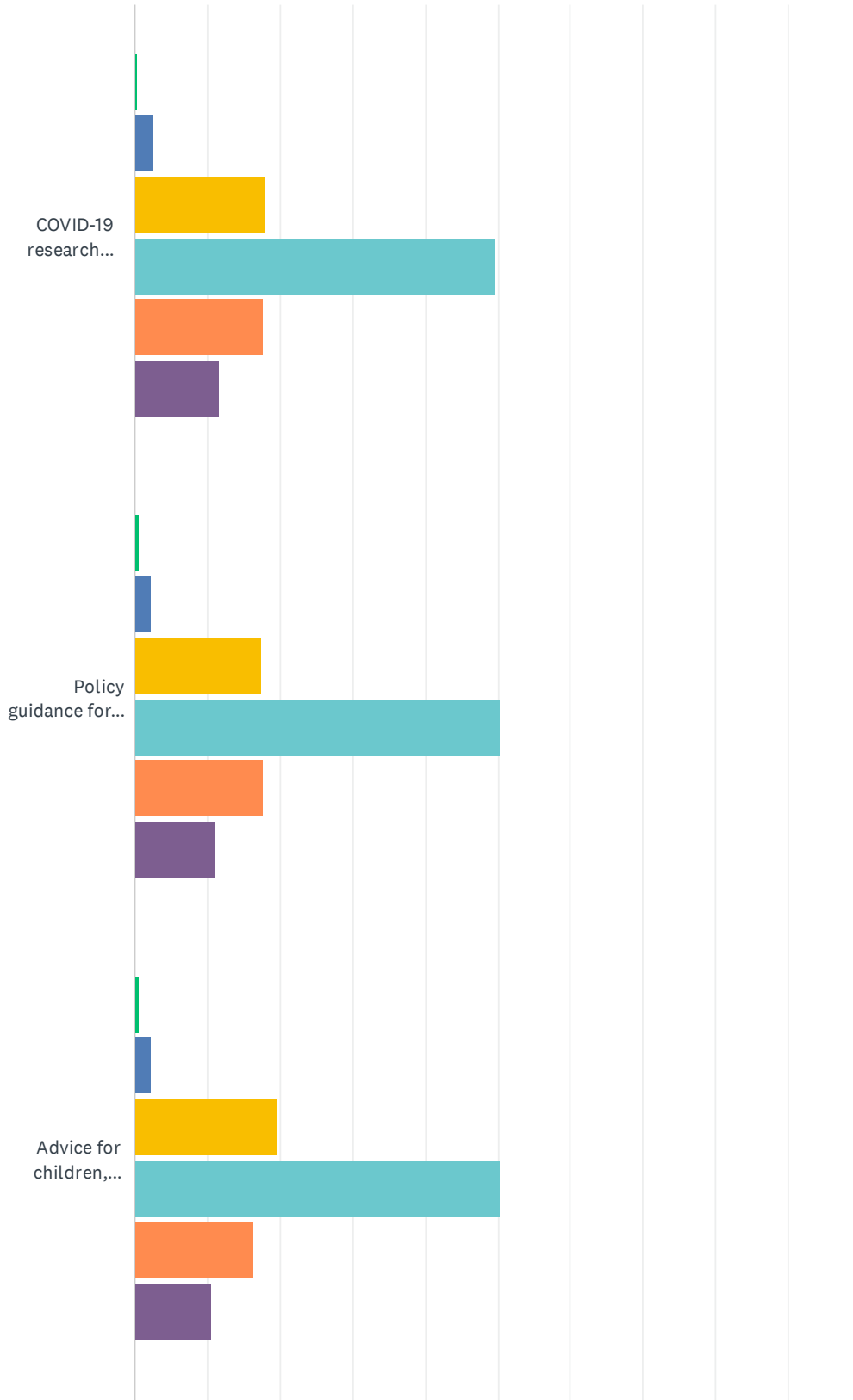
Answered: 2,905 Skipped: 304



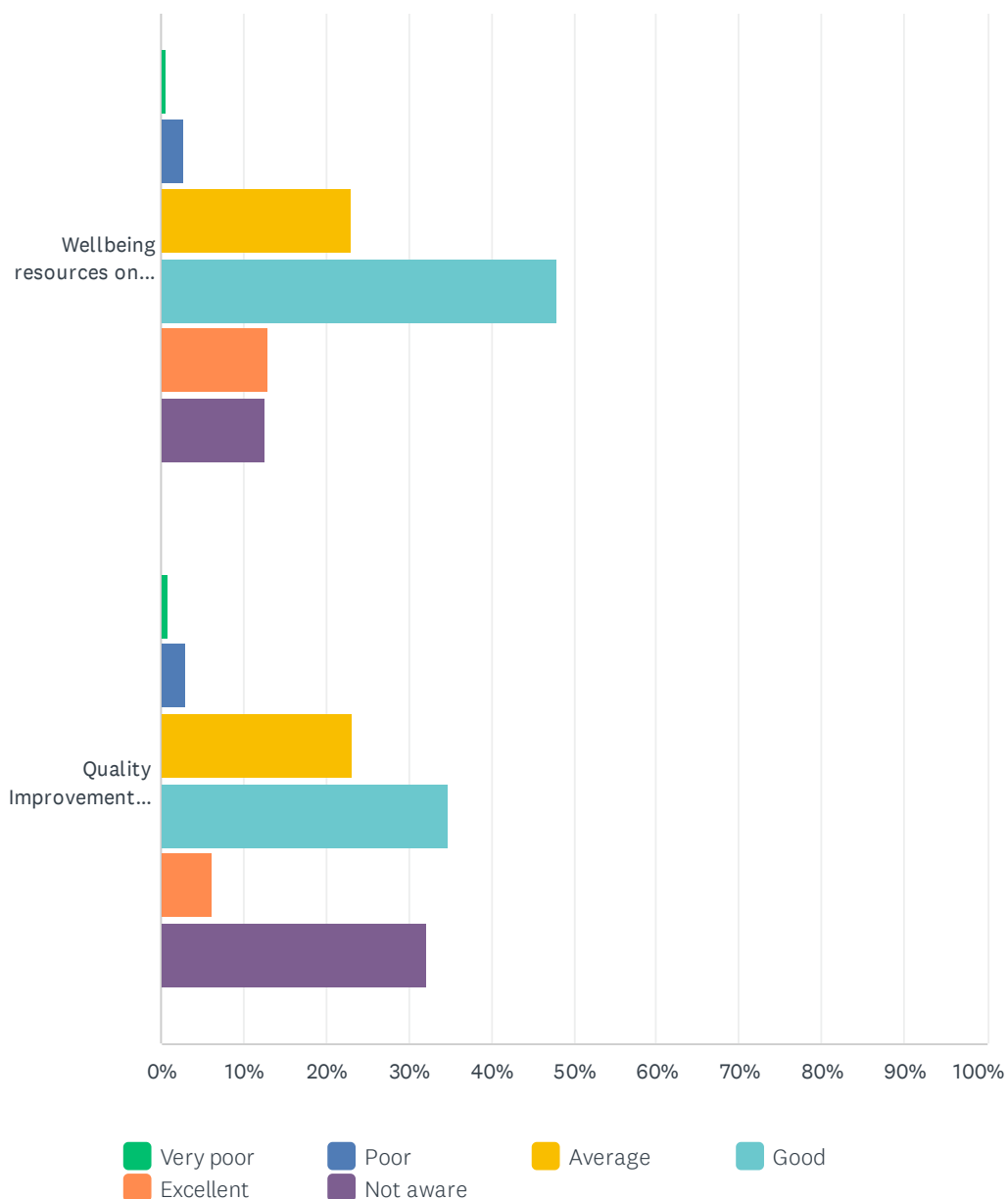
ANSWER CHOICES	RESPONSES	
Child and youth friendly services	61.34%	1,782
Children's Rights	37.07%	1,077
Integrated services	41.14%	1,195
Involving children and young people in services	66.13%	1,921
Phone/video health appointments	35.32%	1,026
Other (please specify)	2.38%	69
<b>Total Respondents: 2,905</b>		

# Q50 Please rate the following College activities in responding to COVID-19:

Answered: 3,031 Skipped: 178



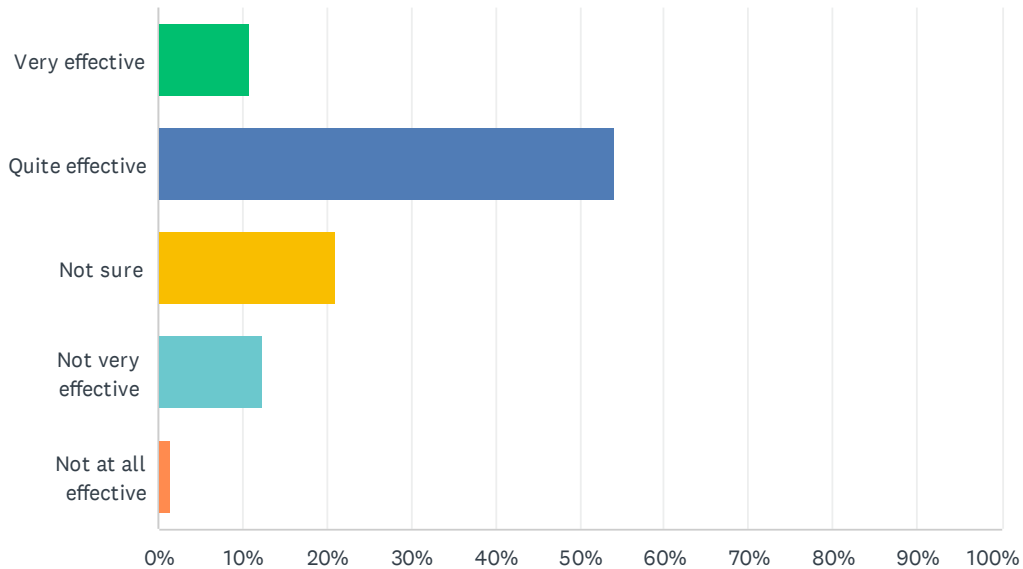
## 2021 RCPCH member survey



	VERY POOR	POOR	AVERAGE	GOOD	EXCELLENT	NOT AWARE	TOTAL	WEIGHTED AVERAGE
COVID-19 research evidence studies	0.47% 14	2.46% 74	18.05% 543	49.60% 1,492	17.69% 532	11.74% 353	3,008	3.92
Policy guidance for paediatrics services	0.73% 22	2.40% 72	17.58% 528	50.38% 1,513	17.75% 533	11.16% 335	3,003	3.92
Advice for children, parents & families	0.56% 17	2.41% 73	19.56% 592	50.25% 1,521	16.52% 500	10.70% 324	3,027	3.89
Wellbeing resources on the website, in Milestones & ebulletin	0.66% 20	2.79% 84	23.03% 694	47.88% 1,443	13.11% 395	12.54% 378	3,014	3.80
Quality Improvement resources shared via QI central	0.77% 23	2.94% 88	23.25% 696	34.74% 1,040	6.18% 185	32.13% 962	2,994	3.63

### Q51 How effective is the RCPCH website in connecting you with the College and enabling you to find the information you need?

Answered: 3,098 Skipped: 111

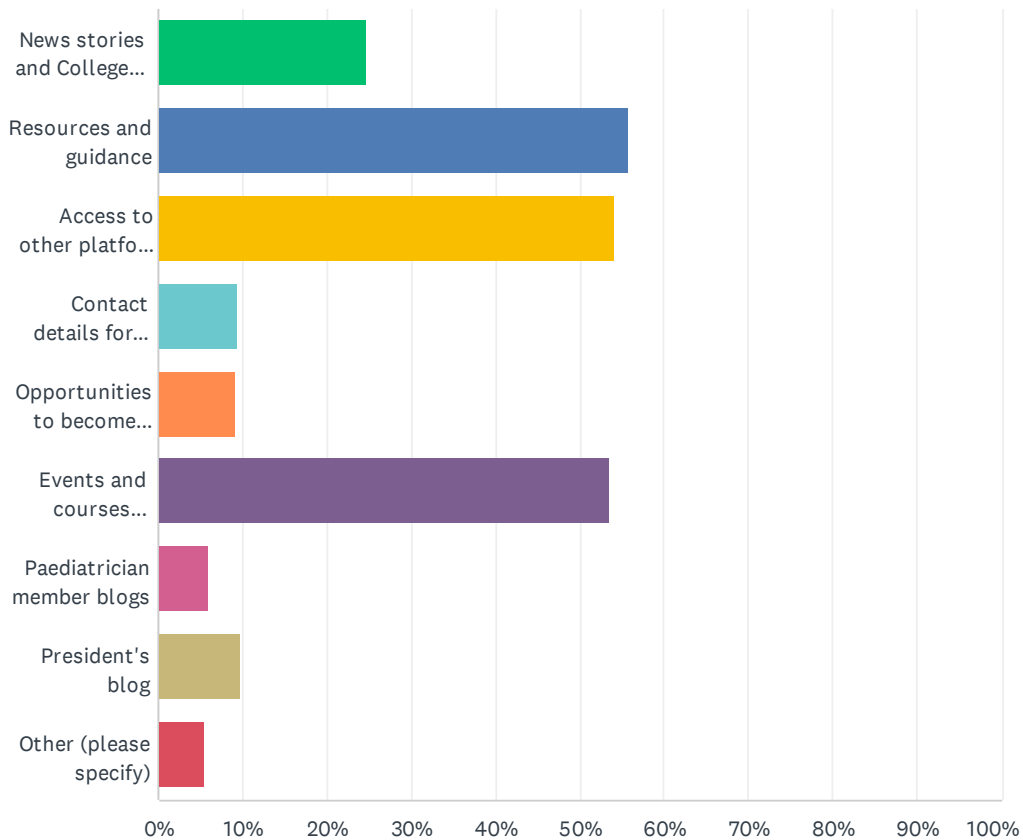


ANSWER CHOICES	RESPONSES	
Very effective	10.97%	340
Quite effective	54.20%	1,679
Not sure	21.01%	651
Not very effective	12.36%	383
Not at all effective	1.45%	45
<b>TOTAL</b>		<b>3,098</b>

### Q52 Thinking about our main website [www.rcpch.ac.uk](http://www.rcpch.ac.uk), which content do you access regularly?

Answered: 2,942 Skipped: 267

## 2021 RCPCH member survey

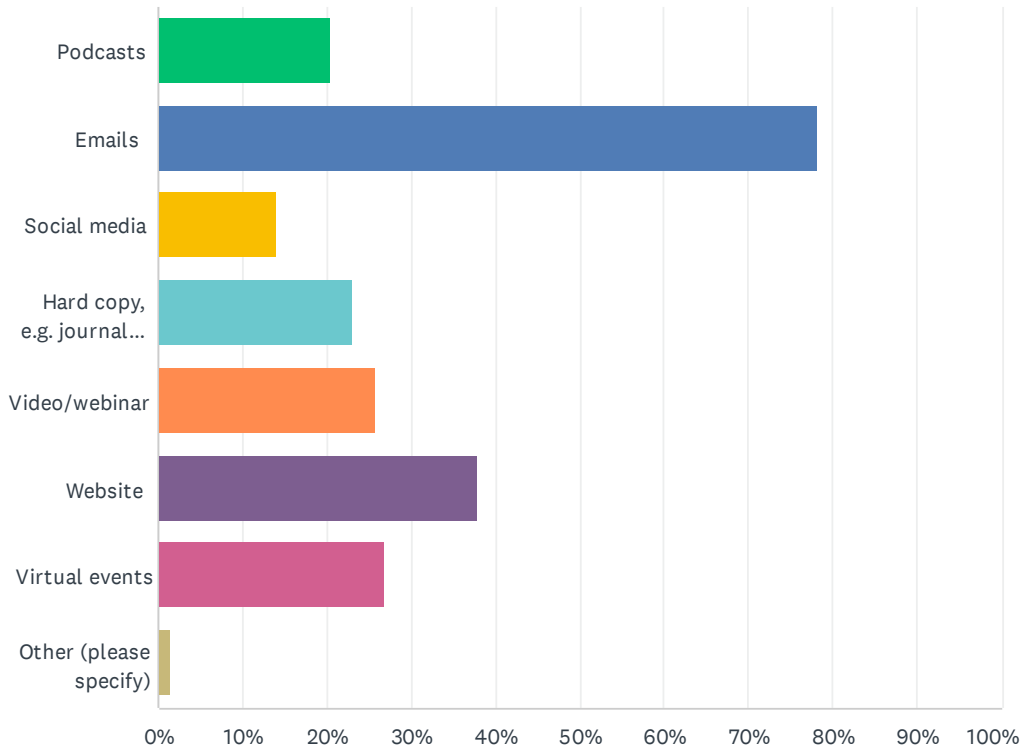


ANSWER CHOICES	RESPONSES	
News stories and College announcements	24.71%	727
Resources and guidance	55.85%	1,643
Access to other platforms including ePortfolio, QI Central and Child Protection Portal	54.25%	1,596
Contact details for staff and College representatives	9.31%	274
Opportunities to become actively involved in the College	9.18%	270
Events and courses listings	53.60%	1,577
Paediatrician member blogs	6.05%	178
President's blog	9.76%	287
Other (please specify)	5.47%	161
<b>Total Respondents: 2,942</b>		

### Q53 How would you most like to receive content from RCPCH?

Answered: 3,072 Skipped: 137

2021 RCPCH member survey



ANSWER CHOICES	RESPONSES	
Podcasts	20.57%	632
Emails	78.16%	2,401
Social media	14.00%	430
Hard copy, e.g. journal & magazine	22.95%	705
Video/webinar	25.85%	794
Website	37.92%	1,165
Virtual events	26.82%	824
Other (please specify)	1.60%	49
<b>Total Respondents: 3,072</b>		

**Q54** The Milestones editorial team would love to hear your views about what works well/doesn't work well or what you'd like to see more of - please comment below

Answered: 556 Skipped: 2,653

**Q55** Before you submit your response, please make any other comments or suggestions you have for the College

Answered: 804 Skipped: 2,405

**Q56 To be entered into a prize draw where one winner will receive a FitBit, please enter your email address below (we will not use the email address except to select a winner)**

Answered: 1,981 Skipped: 1,228