



National Neonatal Audit Programme

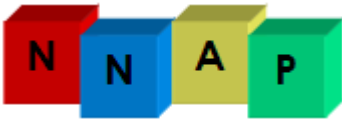
Transparency Data

Annual Report – 2013 data



Royal College of
Paediatrics and Child Health

Leading the way in Children's Health



Glossary for NNAP transparency data

This document reviews the items found in the accompanying NNAP transparency data file. The file incorporates five audits, reviewed below, and featured in the NNAP 2013 Annual Report (www.rcpch.ac.uk/nnap). As in the 2013 report, the data is based on all neonatal unit discharges between 1 January and 31 December 2013.

Audit questions and variables in data file:

Questions ordered by neonatal unit:

Variables:

- **Network** – The Neonatal network that the neonatal unit belongs to.
- **Level** - NNAP compiled neonatal unit level, reported by units themselves and based on the designations found in the Toolkit for High Quality Neonatal Services (2009).
- **Institution** - NNAP compiled neonatal unit name, as reported by the neonatal units themselves.

1. Do all babies < 29 weeks gestation have their temperature taken within the 1st hour after birth?

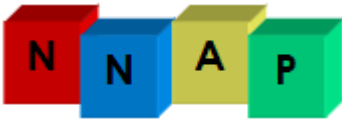
Standard: 100%

Eligible babies: All first episode babies (i.e. those undergoing their first episode of care in a neonatal unit) born at a gestational age of under or equal to 28 weeks and admitted to neonatal care within an hour of birth.

Reported by hospital of birth.

Variables:

- **AQ1_1** - the number of babies who were audited for this question based on eligibility criteria detailed in the 2013 Annual Report.
- **AQ1_2** - the total number of babies who had their temperature taken within the 1st hour after birth.
- **AQ1_3** - the percent of eligible babies who had their temperature taken within the 1st hour after birth



2. Are all mothers who deliver their babies between 24⁺⁰ and 34⁺⁶ weeks gestation given any dose of antenatal steroids?

Standard: 85% of mothers to receive any dose of antenatal steroids.

Eligible mothers: All mothers who delivered their babies between 24⁺⁰ and 34⁺⁶ weeks gestation.

Reported by hospital of birth.

Variables:

- **AQ2_1** - the number of mothers who were audited for this question based on eligibility criteria detailed in the 2013 Annual Report.
- **AQ2_2** - the total number of mothers who had been give any dose of antenatal steroids.
- **AQ2_3** - the percent of eligible mothers who had received any dose of antenatal steroids.

3. Do all babies <1501g or gestational age at birth <32 weeks undergo the first Retinopathy of Prematurity (ROP) screening in accordance with the current guideline recommendations?

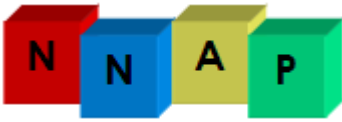
Standard: 100% of eligible should receive ROP screening within the time windows for first screening recommended in guidelines.

Eligible babies: All babies less than 1501g at birth or gestational age at birth of less than 32 weeks.

Reported by the unit providing care when the baby was eligible for ROP screening.

Variables:

- **AQ3_1** - The number of babies who were audited for this question based on eligibility criteria detailed in the 2013 Annual Report.
- **AQ3_2** - The number of babies who had a ROP screening performed within the NNAP extended screening window.
- **AQ3_3** - The percent of eligible babies who had a ROP screening performed within the NNAP extended screening window.
- **AQ3_4** - the number of babies who only had a ROP screening performed before the NNAP extended screening window opened.



- **AQ3_5** – The number of babies who only had a ROP screening performed after the closure of the NNAP extended screening window.
- **AQ3_6** – The number of babies who had ROP screening data available.

4. What proportion of babies <33 weeks gestation at birth were receiving any of their own mother's milk at discharge to home from a neonatal unit?

Standard: Benchmarking

Eligible babies: All babies of less than 33 weeks gestation at birth who had a discharge from neonatal care to home at the end of their first episode of neonatal care.

Babies were only included if the first known episode of care began within 24 hours of birth.

Reported by the hospital providing neonatal care.

Variables:

- **AQ4_1** - the number of babies who were audited for this question based on eligibility criteria detailed in the 2012 Annual Report.
- **AQ4_2** - the number of babies who were receiving their own mother's milk at final discharge.
- **AQ4_3** - the percent of eligible babies who were receiving their own mother's milk at final discharge.

5. Is there a documented consultation with parents/carers by a senior member of the neonatal team within 24 hours of admission?

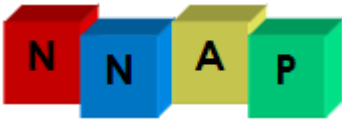
Standard: 100%

Eligible babies: All babies admitted for their first episode of neonatal care who were receiving HRG 1, 2 or 3 on the day of admission.

Reported by the unit providing the first episode of neonatal care for each baby.

Variables:

- **AQ5_1** - the number of babies who were audited for this question based on eligibility criteria detailed in the 2012 Annual Report.
- **AQ5_2** - the number of babies whose parents/carers had a documented consultation with a senior member of the neonatal team within 24 hours of admission.



- **AQ5_3** - the percent of eligible babies whose parents/carers had a documented consultation with a senior member of the neonatal team within 24 hours of admission.

7. Are rates of normal survival at two years comparable in similar babies from similar neonatal units?

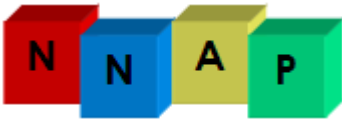
Standard: 100% of babies with data entered

Eligible babies: All babies born of less than 30 weeks gestational age at birth born between July 1st 2010 and June 30th 2011.

Reported by neonatal unit of birth. Babies born outside of recognised neonatal networks are categorised by place of birth.

Variables:

- **AQ7_1** – the number of infants eligible for two year followup in the 2013 annual report.
- **AQ7_2** – the number of infants with no two year health data entered at all.
- **AQ7_3** – the number of infants with no health data entered as they were lost to followup.
- **AQ7_4** – the number of infants with no health data entered as they were not assessed for another reason
- **AQ7_5** – the number of infants with no health data entered as they died after their final neonatal discharge.
- **AQ7_6** – the number of infants with health data entered, but impairment was not determinable from the available data.
- **AQ7_7** – the number of infants with health data entered who were found to have no impairment.
- **AQ7_8** – The number of infants with health data entered who were found to have mild or moderate neurological impairment.
- **AQ7_9** – the number of infants with health data entered who were found to have severe neurological impairment.



- 8. What percentage of babies admitted to a neonatal unit have:**
- (a) One or more episodes of a pure growth of a pathogen from blood?**
 - (b) One or more episodes of a pure growth of a pathogen from CSF?**
 - (c) Either a pure growth of a skin commensal or a mixed growth with ≥ 3 clinical signs**

Standard: Standard not set, benchmarking at present.

Eligible babies: all babies admitted to neonatal care.

Cultures are reported by the neonatal unit that took the sample, all samples from all episodes of neonatal care were considered.

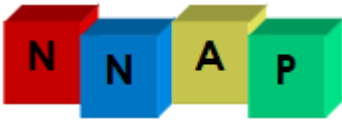
Variables:

- **AQ8_1**- The number of babies who were audited for this question based on eligibility criteria detailed in the 2012 Annual Report.
- **AQ8_2**- The number of blood culture forms with results available
- **AQ8_3**- The number of eligible babies with a pure growth from a blood culture
- **AQ8_4**- The number of eligible babies with a skin commensal and 3 or more clinical signs from a blood culture
- **AQ8_5**- The number of eligible babies with a mixed growth and 3 or more clinical signs from a blood culture
- **AQ8_6**- The number of CSF culture forms with results available
- **AQ8_7**- The number of eligible babies with a pure growth from a CSF culture

10. How many blood stream infections are there on a NNU per 1000 days of central line care?

Standard: Standard not set, benchmarking at present.

Eligible babies: all babies admitted to neonatal care.



Cultures are reported by the neonatal unit that took the sample, all samples from all episodes of neonatal care were considered.

Variables:

- **AQ10_1**- The number of babies who were audited for this question based on eligibility criteria detailed in the 2012 Annual Report.
- **AQ10_2**- The number of days of care where a central line was present
- **AQ10_3**- The number of Catheter Associated Blood Stream Infections
- **AQ10_4**- The number Catheter Associated Blood Stream Infections per 1000 central line days, based on numbers in AQ10_2 and AQ10_3.

Questions order by neonatal network

Variables:

- **Neonatal network** – NNAP compiled neonatal network name, as reported by the neonatal networks themselves.
 - **Are all babies accessing neonatal services treated in their own network (except where clinical reasons dictate)?**

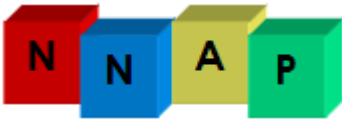
Standard: >90% if the neonatal transfers

Eligible babies: all babies who received neonatal care.

Reported by the neonatal network of first admission.

Variables:

- **AQ6_1** – the number of babies who were audited for this question in the 2012 annual report.
- **AQ6_2** – the number of babies who were transferred between neonatal services during their care.
- **AQ6_3** – the number of transfers for babies in AQ6_2.
- **AQ6_4** – the number of transfers to hospitals within the neonatal network of first admission.
- **AQ6_5** – the number of transfers to hospitals outside the neonatal network of first admission.
- **AQ6_6** – the number of transfers to hospitals outside the neonatal network of admission as a percent of all transfers.



- **AQ6_7** – the number of transfers outside of the neonatal network of first admission for cardiac care.
- **AQ6_8** – the number of transfers outside of the neonatal network of first admission for surgical care.
- **AQ6_9** – the number of transfers outside of the neonatal network of first admission for other reasons.