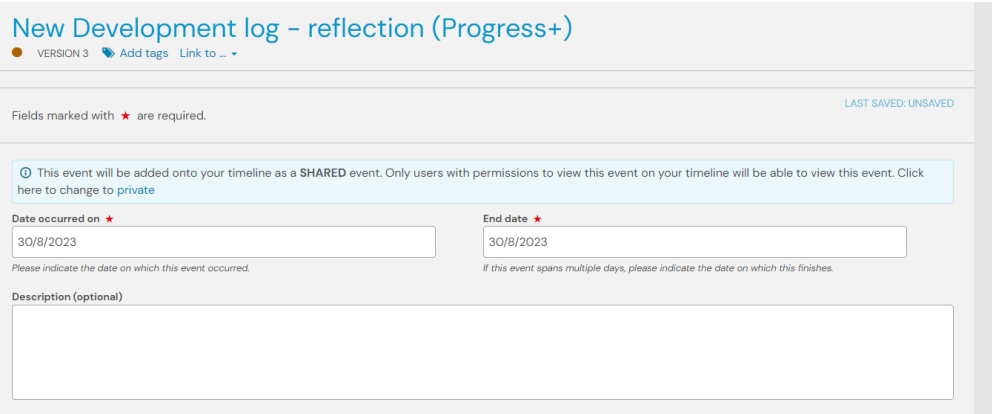
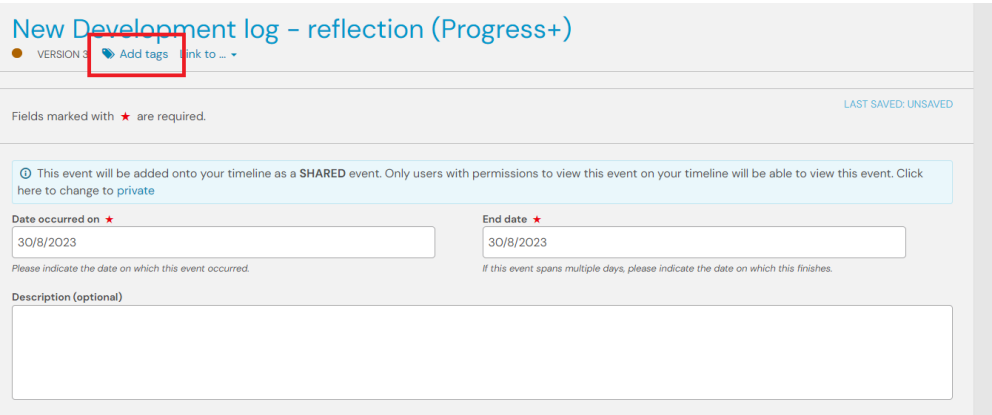


SPIN tagging process for Progress+

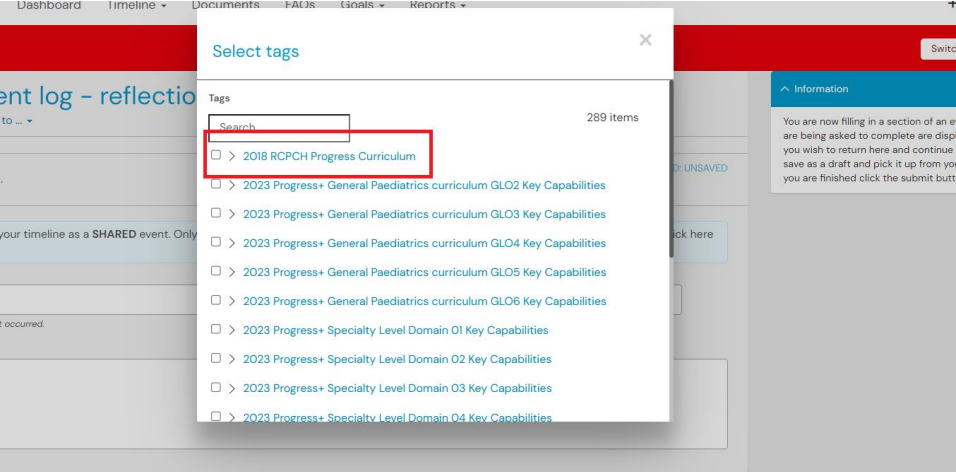
Create a new assessment. When you click into it, it shows as below:



Click on Add tags on top left-hand corner of your assessment.

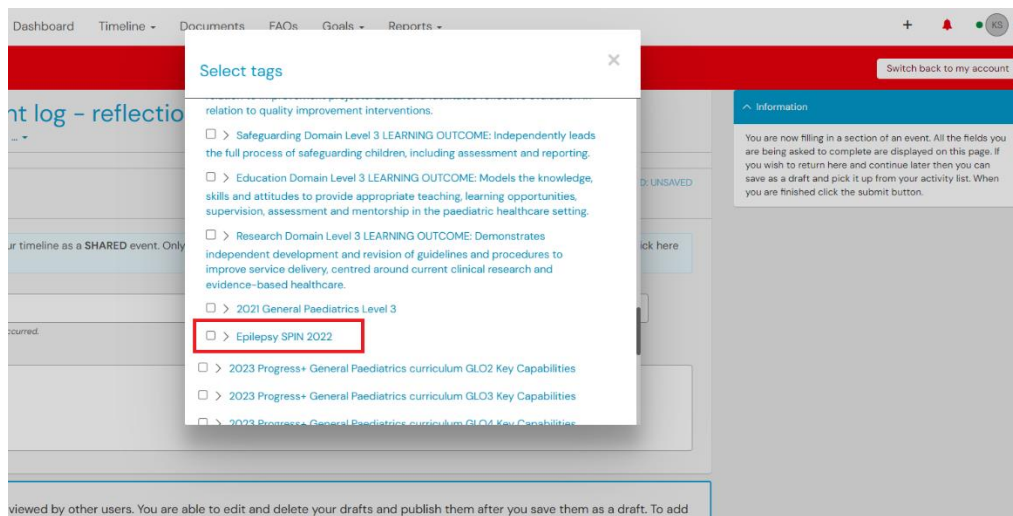


It will populate a list of curriculums for you. Click on 2018 Progress Curriculum.

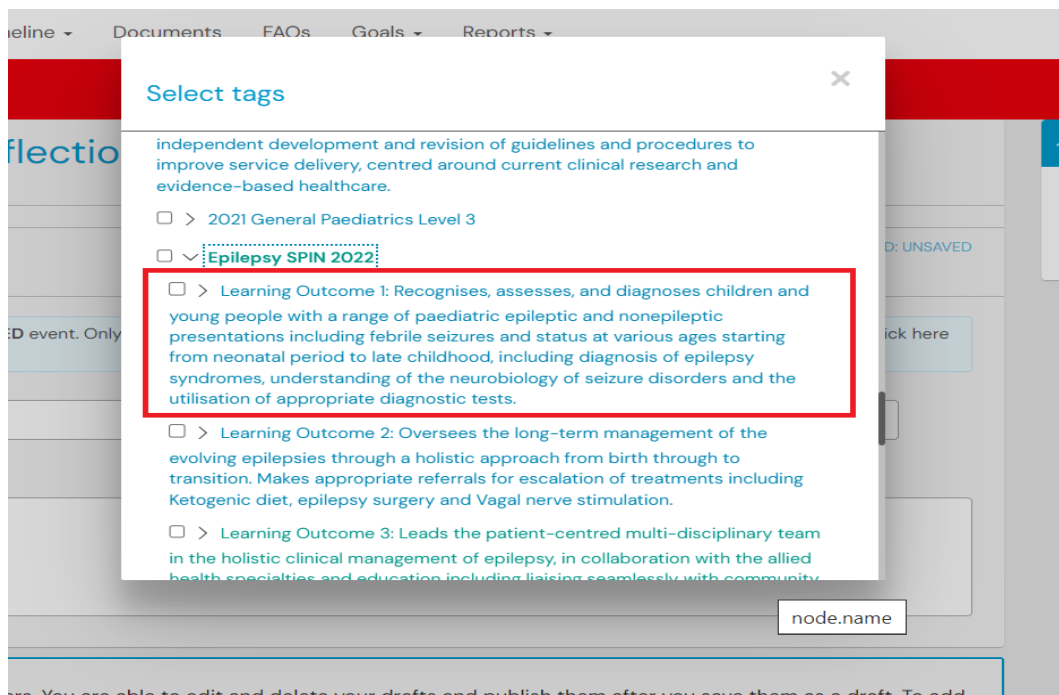


Clicking on 2018 Progress Curriculum will open up further hyperlinks –

Scroll down till you come to your SPIN module –



Click on SPIN module to open further hyperlinks (Learning outcomes.) . These Learning outcomes are hyperlinks and dependant on the Outcome you wish to tag to, clicking on it will open up the Key Capabilities for that particular Learning outcome. (For example, purposes, choosing LO1 below, and then KC 2)



Select tags

- Learning Outcome 1: Recognises, assesses, and diagnoses children and young people with a range of paediatric epileptic and nonepileptic presentations including febrile seizures and status at various ages starting from neonatal period to late childhood, including diagnosis of epilepsy syndromes, understanding of the neurobiology of seizure disorders and the utilisation of appropriate diagnostic tests.
 - Key Capability 1: Independently carries out a holistic, multi-system assessment of children and young people with a range of epilepsy presentations, applying knowledge of different seizure types, semiologies, varying epilepsy phenotypes, non-epileptic presentations, electroclinical syndromes, basic aetiological mechanisms, and the natural history of epilepsies to effectively diagnose (and risk assess) patients.
 - Key Capability 2: Independently recognises the indications, utility, and limitations of common epilepsy investigations (and the risks of over-investigation); effectively communicates test procedures and the implications of results to children, young people, and their families.
 - Key Capability 3: Experienced and confident in recognising the spectrum of presentations of epilepsy, including atypical presentations, and demonstrates a good understanding of common aetiologies including non-

Link to ...

Link here

CHANGES...

You are able to edit and delete your drafts and publish them after you save them as a draft. To add

Close the box after you are done tagging. You will be able to see the number of tags here.

New Development log - reflection (Progress+)

VERSION: Add tags (0) Link to ...

Fields marked with * are required. LAST SAVED: TODAY AT 2:58 PM

This event will be added onto your timeline as a SHARED event. Only users with permissions to view this event on your timeline will be able to view this event. Click

Continue tagging to generic domains if applicable the normal way, scrolling to bottom of assessment. Complete the assessment and **Save or Submit**. It should link to your SPIN Learning outcomes and also display on your SPIN learning outcomes on your dashboard. (You will need to click into each LO and then KC on your dashboard, to see if your assessment has tagged correctly.)