Imperial College London

NDAU
Neonatal Data Analysis Unit

National Neonatal Audit Programme

Data Entry Guideline for BadgerNet

2013 Audit Questions
&
National Neonatal Dataset

Version 2

30 January 2013

NATIONAL NEONATAL AUDIT PROGRAMME 1

INTRODUCTION 6

AUDIT QUESTIONS 7

Neonatal Care 7

Question 1 8
Do all babies of less than or equal to 28^{+6} weeks have their temperature taken within an hour after birth?

Question 2 9
Are all mothers who deliver their babies between 24^{+0} and 34^{+6} weeks gestation given any dose of antenatal steroids?

Question 3 10
Are all babies with a gestational age of $<32^{+0}$ weeks or <1501g at birth undergoing ROP screening during the recommended time window for first ROP screening as per the current guideline recommendations?

Question 4 11
What proportion of babies of $<33^{+0}$ weeks gestation at birth are receiving their mother's milk when discharged home from a neonatal unit?

Question 5 12
Is there a documented consultation with parents by a senior member of the neonatal team[a] within 24 hours of each admission?

Question 6 13
Are all babies accessing neonatal services treated in their own normal Network clinical pathway (except where clinical reasons dictate)?

Question 7 14
How many babies born between 32^{+0} to 36^{+6} weeks gestation and $\geq 37^{+0}$ weeks gestation receive care on a neonatal unit?

Question 8 15
Are rates of normal survival at 2 years comparable in similar babies in similar units?

Question 9 16
What percentage of babies admitted to a neonatal unit have: (a) one or more episodes of a pure growth of a pathogen from blood, (b) one or more episodes of a pure growth of a pathogen from CSF, and (c) either a pure growth of a skin commensal or a mixed growth with ≥3 clinical signs at the time of blood sampling?

Question 10 17

What percentage of babies of more than or equal to 35^{+0} weeks gestation have an encephalopathy within the first 3 full calendar days after birth?

Question 11 18

How many blood stream infections[a] are there on a NNU per 1000 days of central line[b] care?

APPENDIX 20

Introduction 20

Details at Birth and Admission: Baby details 21

Details at Birth and Admission: Admission to unit 21

Details at Birth and Admission: Parent details (1) 22

Details at Birth and Admission: Parent details (2) 22

Details at Birth and Admission: Pregnancy details (1) 23

Details at Birth and Admission: Pregnancy details (2) 23

Details at Birth and Admission: Labour and Delivery (1) 24

Details at Birth and Admission: Labour and Delivery (2) 24

Details at Birth and Admission: GP and Professionals 25

Details at Birth and Admission: CRIB II 25

Details at Birth and Admission: Final Neonatal Outcome 26

Details at Discharge: Discharge details (discharge location) 26

Details at Discharge: Discharge details (if baby transferred/discharged) 27

Details at Discharge: Discharge details (if baby died) 27

Details at Discharge: Discharge letter details (1) 28

Details at Discharge: Discharge letter details (2) 28

Details at Discharge: Discharge letter details (3) 29

Daily Data: General Information 29

Daily Data: Respiratory 30

Daily Data: Cardiovascular 30

Daily Data: Gastrointestinal 31

Daily Data: Neurology/NAS 31

Daily Data: Ophthalmology	**32**
Daily Data: Lines in situ/Sepsis	**32**
Daily Data: Metabolic/Jaundice	**33**
Daily Data: Haem/Transfusions	**33**
Daily Data: Renal/Genitourinary	**34**
Daily Data: Skin	**34**
Daily Data: Fluids and Feeding	**35**
Daily Data: Other problems	**35**
Daily Data: Diagnosis, Procedures, Drugs	**36**
Cranial Ultrasound ad-hoc form	**36**
Radiology ad-hoc form	**37**
Abdominal X-ray ad-hoc form	**37**
Culture ad-hoc form (1)	**38**
Culture ad-hoc form (2)	**38**
ROP Screening ad-hoc form	**39**
Immunisations ad-hoc form	**40**
Hearing ad-hoc form	**40**
Echocardiograph ad-hoc form	**41**
Two Year follow up: Assessment	**41**
Two Year follow up: Neuromotor	**42**
Two Year follow up: Malformations	**42**
Two Year follow-up: Social	**43**
Two Year follow-up: Respiratory / CVS system	**43**
Two Year follow-up: Gastro-intestinal Tract	**44**
Two Year follow-up: Renal	**44**
Two Year follow-up: Neurology	**45**

Two Year follow-up: Growth **45**

Two Year follow-up: Development score **46**

Two Year follow-up: Bailey III **46**

Two Year follow-up: Griffiths **47**

Two Year follow-up: Schedule of growing **47**

Two Year follow-up: Auditory **48**

Two Year follow-up: Vision **48**

Two year follow-up: Communication **49**

Two year follow-up: Neurological diagnosis **49**

Introduction

This document has two purposes:

1. To outline the precise data items that the Neonatal Data Analysis Unit (NDAU) will be using from the National Neonatal Dataset to carry out NNAP analysis from 1 January 2012, and show exactly where these data items can be entered on the Badgernet patient data collection system.

2. To outline the entire National Neonatal Dataset as collected on Badgernet.

The latest version of this document will be available for download from www.rcpch.ac.uk/nnap and units will be informed when an updated version is available by email. An amended version will be produced at least annually, when the audit questions are reviewed and some changed.

Any queries relating to this document should be directed to the NNAP Project Co-ordinator at kim.davis@rcpch.ac.uk, rather than to Clevermed or NDAU directly.

Authors:

Mr. Yevgeniy (Eugene) Statnikov, NDAU Senior Data Analyst

Mr. Daniel Gray, NNAP Data Analyst

Ms. Kim Davis, NNAP Project Co-ordinator

Editors:

Dr. Michael Watkinson, NNAP Clinical Lead

Dr. Cheryl Battersby, NDAU Clinical Research Fellow

Audit Questions

Neonatal Care

NNAP classification of neonatal care applies the BAPM Categories of Care 2011 and Health Resource Group (HRG) definitions for care provided on a neonatal unit. Information necessary for categorisation is collected on a daily basis through the *Extended Daily Summary* form and at discharge through the *General Discharge form* on Badger3/Neonatal.Net.

Classifying Neonatal Care:

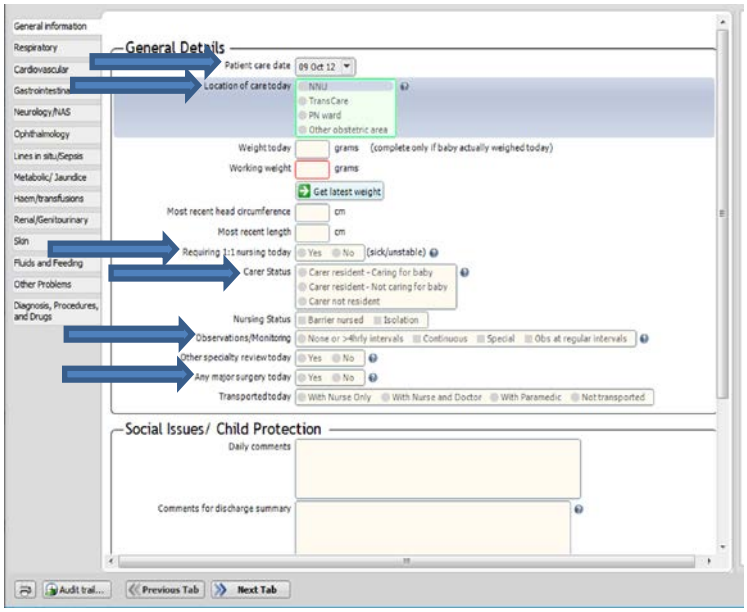

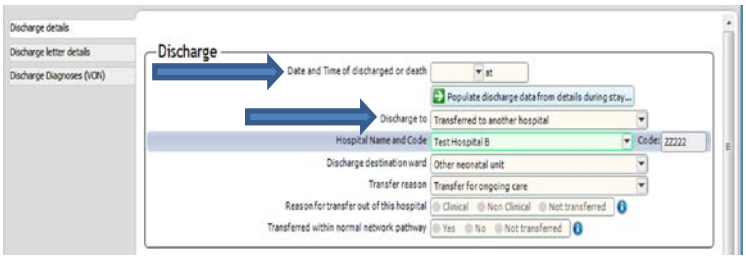

- *Daily Data form: various* (please see Appendix pages 29-36)
  - *Patient care date*
  - *Location of care today*
  - *Carer status*
  - *Observation/Monitoring*
  - *Any major surgery today*
  - *Pulmonary vasodilator*
  - *Inotropes today*
  - *IV Glucose and electrolyte solution*
  - *Method of feeding*
  - *Respiratory Support*
  - *Mode of ventilation*
  - *Mode of non-invasive support*
  - *Chest drain present*
  - *Tracheostomy present*
  - *Tracheostomy cared for by*
  - *Replogle tube in situ*
  - *Surgery for PDA*
  - *Neonatal abstinence syndrome*
  - *Apnoea today*
  - *Peritoneal dialysis/haemofiltration today*
  - *Treatment for NEC*
  - *Gastroschisis with silo in situ*
  - *Full exchange transfusion today*
  - *Partial (dilutional) transfusion today*
  - *Convulsions*
  - *EEF/CFAM today*
  - *Surgery for VP shunt*
  - *ROP treatment today*
  - *Line in situ today*
  - *Parenteral nutrition today*
  - *Other infusions*
  - *Phototherapy today*
  - *Cooling today*
- *Details at discharge: Discharge details* (please see Appendix pages 24-25)
  - *Date and time of discharge or death*
  - *Discharge destination*

Question 1

Do all babies of less than or equal to 28^{+6} weeks have their temperature taken within an hour after birth?

Eligible babies:

- Discharged from neonatal care in 2013
- Babies with a gestational age ≤28^{+6} weeks
- Admitted within ≤1 hour of birth to a NNAP participating neonatal unit
- Reported by hospital of birth

Data Source:

- *Details at Birth and Admission: Baby Details* (please see Appendix page 21)
  - *Badger ID*
  - *Birth location*
  - *Agreed gestation at birth (weeks)*
  - Agreed gestation at birth (days)

- *Details at Birth and Admission: Admission to Unit* (please see Appendix page 21)
  - *Date and time of admission*
  - *Temperature measured after admission*
  - *Date and time of first temperature Measure (when recorded)*
  - *Temperature value*
  - *Temperature not recordable*

- *Details at Discharge: Discharge details* (please see Appendix pages 26-27
  - *Date and time of discharge or death*
  - *Discharge destination*

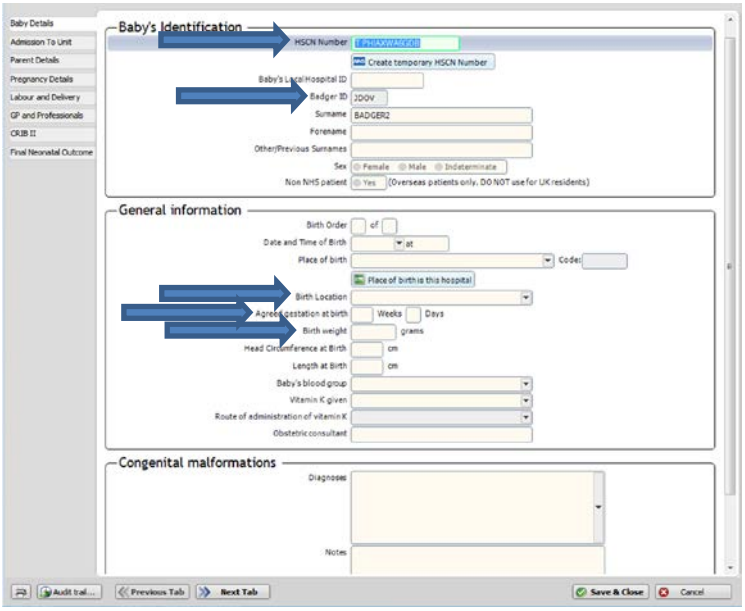

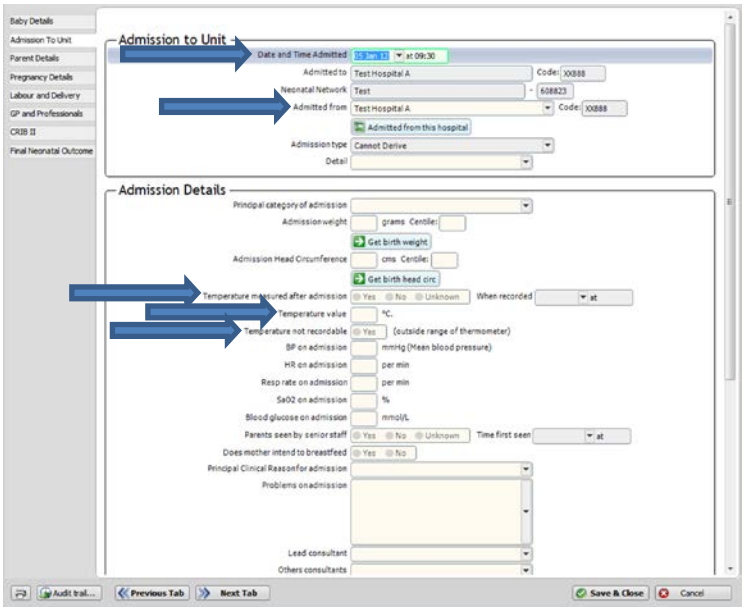

Question 2

Are all mothers who deliver their babies between 24^{+0} and 34^{+6} weeks gestation given any dose of antenatal steroids?

Eligible babies:

- Discharged from neonatal care in 2013
- Mothers of babies with a gestation age between 24^{+0} – 34^{+6} weeks
- Reported by hospital of birth

Data Source:

- *Details at Birth and Admission: Baby details* (please see Appendix page 21)
  - *Badger ID*
  - *This is baby __ of __*
  - *Place of birth*
  - *Agreed gestation at birth (weeks)*
  - *Agreed gestation at birth (days)*
  - *Final NNU Outcome*

- *Details at Birth and Admission: Parent details* (please see Appendix page 22)
  - *NHS Number Mother*
    - *This item is anonymised*

- *Details at Birth and Admission: Pregnancy details* (please see Appendix page 23)
  - *Steroids given*
  - *Steroid courses given*

- *Details at Birth and Admission: Admission to unit* (please see Appendix page 21)
  - *Hospital baby admitted from*
  - *Hospital baby admitted from Detail*

- *Details at discharge: Discharge details form* (please see Appendix pages 26-27)
  - *Date and time of discharge or death*
  - *Discharge destination*

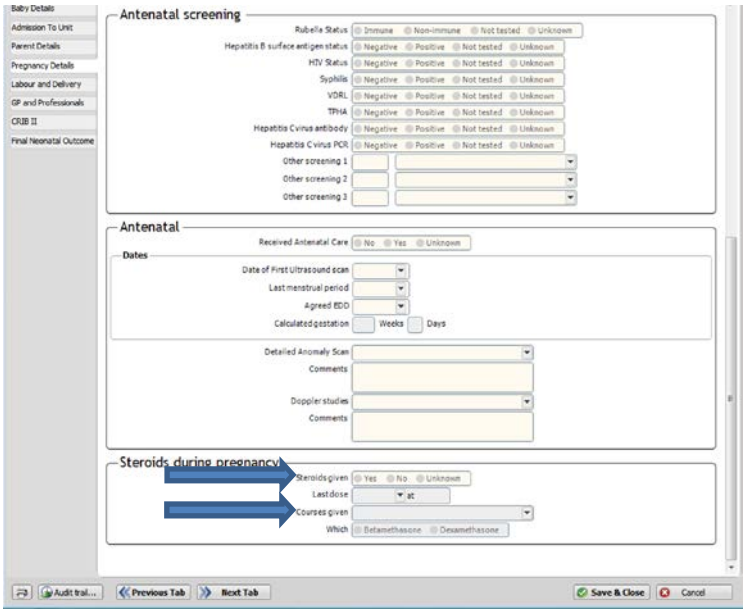

Question 3

Are all babies with a gestational age of <32^{+0} weeks or <1501g at birth undergoing ROP screening during the recommended time window for first ROP screening as per the current guideline recommendations?

Eligible babies:

- Discharged from neonatal care to home, ward, or died (after screening window) in 2013
- Babies with a gestational age <32^{+0} weeks or birth weight <1501g
- Reported by hospital of screening, which is the hospital where the baby was screened or the hospital caring for the unscreened baby when the screening window closed.

Data Source:

- *Details at Birth and Admission: Baby Details* (please see Appendix page 21)
  - *Badger ID*
  - *This is baby __ of __*
  - *Place of birth*
  - *Birth weight*
  - *Agreed gestation at birth (weeks)*
  - *Agreed gestation at birth (days)*

- *Details at Birth and Admission: Admission to unit* (please see Appendix page 21)
  - *Date and time of admission*
  - *Hospital baby admitted from*
  - *Hospital providing care (derived)*

- *Details at Discharge: Discharge Details* (please see Appendix pages 26-27)
  - *Date and time of discharge*
  - *Discharge destination*



- *Ad hoc form: ROP Screening* (please see Appendix page 39)
  - *Date and time of event*

Question 4

What proportion of babies of <33^{+0} weeks gestation at birth are receiving their mother's milk when discharged home from a neonatal unit?

Eligible babies:

- Discharged from neonatal care to home or ward in 2013
- Babies with a gestational age <33^{+0} weeks
- Reported by hospital of final neonatal care

Data Source:

- *Details at Birth and Admission: Baby details* (please see Appendix page 21)
  - o *Badger ID*
  - o *Agreed gestation at birth (weeks)*
  - o *Agreed gestation at birth (days)*

- *Details at Birth and Admission: Parent details* (please see Appendix page 22)
  - o *NHS Number Mother*
    - ▪ *This item is anonymised*
  - o *Mother's Date of Birth*
  - o *Mother's Postcode*
  - o *Mother's Ethnicity*
  - o *Previous Pregnancies*

- *Details at Birth and Admission: Admission to unit* (please see Appendix page 21)
  - o *Date and time of admission*
  - o *Hospital baby admitted from*
  - o *Hospital providing care (derived)*

- *Details at Birth and Admission: Pregnancy details* (please see Appendix page 23)
  - o *Smoking in pregnancy*

- *Details at Discharge: Discharge details* (please see Appendix pages 26-27)
  - o *Date and time of discharge*
  - o *Discharge destination*

- *Daily Data: Fluids and Feeding* (please see Appendix page 35)
  - o *Final day of care (derived)*
  - o *Enteral feeds today*
  - o **Please note:** *The NNAP is NOT using feeding data items collected at discharge*

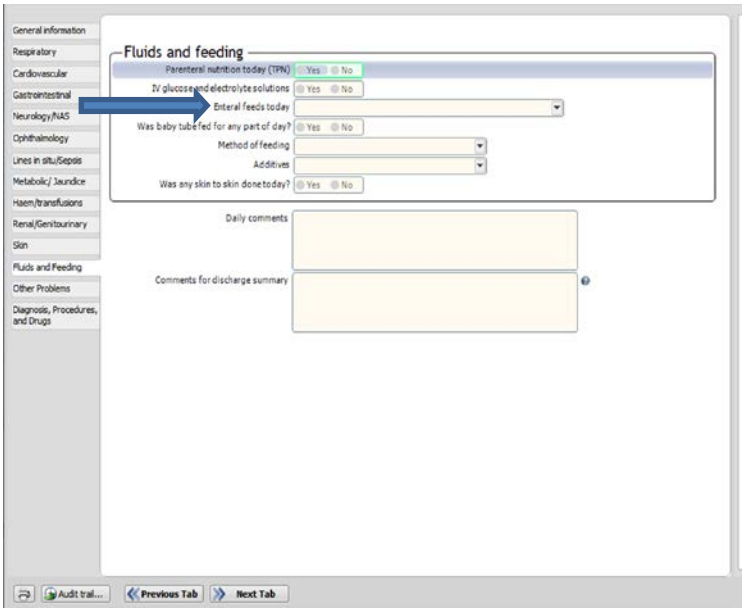

Question 5

Is there a documented consultation with parents by a senior member of the neonatal team[a] within 24 hours of each admission?

- [a] A senior member of clinical staff is a Consultant, Associate Specialist, Specialist Registrar (SpR), Staff Grade doctor, or a Speciality Doctor/ANNP acting as a SpR.

Eligible babies:

- Discharged from neonatal care in 2013
- Reported by hospital of neonatal care

Data Source:

- *Details at Birth and Admission: Baby details* (please see Appendix page 21)
  - *Badger ID*
- *Details at Birth and Admission: Admission to unit* (please see Appendix page 21)
  - *Date and time of admission*
  - *Parents seen by senior staff member after admission*
  - *Date and time parents seen by senior member after admission*
- *Details at Discharge: Discharge details* (please see Appendix pages 26-27)
  - *Date and time of discharge or death*
  - *Discharge destination*
- *Daily Data* (please see Appendix pages 29-36)
  - *Location of care for first day of care (derived)*
  - *HRG care level for first day of care (derived)*

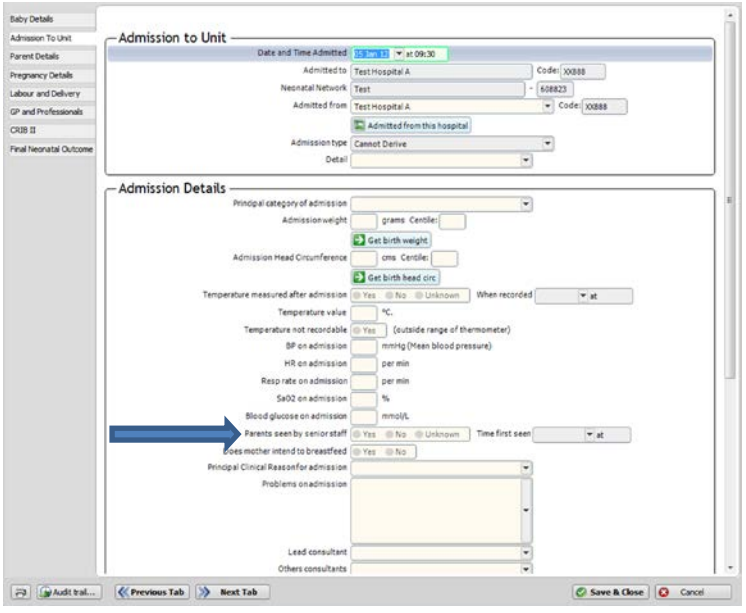

Question 6

Are all babies accessing neonatal services treated in their own normal Network clinical pathway (except where clinical reasons dictate)?

Eligible babies:

- Discharged from neonatal care in 2012
- Babies who have more than 1 episode of neonatal care
- Reported by network of birth

Data Source:

- *Details at Birth and Admission: Baby details* (please see Appendix page 21)
  - *Badger ID*
- *Details at Birth and Admission: Admission to unit* (please see Appendix page 21)
  - *Date and time of admission*
  - *Hospital baby admitted from*
  - *Primary reason for admission*
  - *Hospital providing care (derived)*
- *Details at Discharge: Discharge details* (please see Appendix pages 26-27)
  - *Date and time of discharge or death*
  - *Discharge to*
  - *Hospital Name and Code*
  - *Discharge destination ward*
  - *Transfer reason*

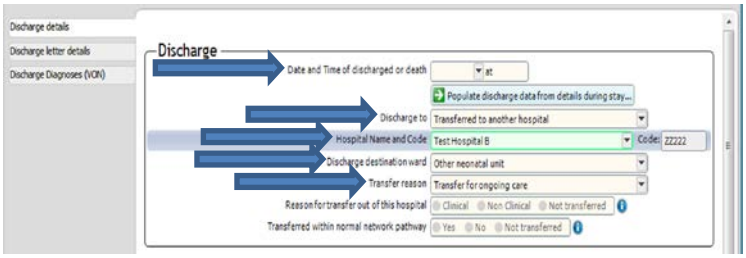

Question 7

How many babies born between 32^{+0} to 36^{+6} weeks gestation and ≥37^{+0} weeks gestation receive care on a neonatal unit?

Eligible babies:

- Discharged from neonatal care in 2012
- Babies with a gestational age between 32^{+0} to 36^{+6} weeks and ≥37^{+0} weeks reported by maternity services
- Babies with a gestational age between 32^{+0} to 36^{+6} weeks and ≥37^{+0} weeks reported on Neonatal.net that received at least 1 full day of neonatal care
- Reported by first hospital of neonatal care

Data Source:

- *Maternity unit data submission* (To be confirmed)
  - *Number of babies born (live and still birth)*
  - *Agreed gestation at birth (weeks) at birth*

- *Details at Birth and Admission: Baby details* (please see Appendix page 21)
  - *Badger ID*
  - *Agreed gestation at birth (weeks)*
  - *Agreed gestation at birth (days)*

- *Details at Birth and Admission: Admission to unit* (please see Appendix page 21)
  - *Date and time of admission*
  - *Hospital baby admitted from*
  - *Primary reason for admission*
  - *Hospital providing care (derived)*

- *Details at Discharge: Discharge details* (please see Appendix pages 26-27)
  - *Date and time of discharge or death*
  - *Discharge destination*

- *Daily Data: General information* (please see Appendix page 29)
  - *Day of care (derived)*
  - *Location of care*
  - *Carer status*

Question 8

Are rates of normal survival at 2 years comparable in similar babies in similar units?

Eligible babies:

- Babies born ≤ 30 weeks between July 2010 and June 2011 and discharged from neonatal care to home or ward. Reported by network of birth.

Data Source:

- *Details at Birth and Admission: Baby details* (please see Appendix page 21)
  - *Badger ID*
  - *Agreed gestation at birth (weeks)*
  - *Agreed gestation at birth (days)*

- *Details at Birth and Admission: Admission to unit* (please see Appendix page 21)
  - *Date and time of admission*
  - *Hospital baby admitted from*
  - *Primary reason for admission*
  - *Hospital providing care (derived)*

- *Details at Discharge: Discharge details* (please see Appendix pages 26-27)
  - *Date and time of discharge or death*
  - *Discharge destination*

- *2 year follow-up* (please see Appendix pages 41-49)
  - *Assessment section*
  - *Neuromotor section*
  - *Respiratory/ CVS system section*
  - *Gastro-intestinal Tract section*
  - *Neurology section*
  - *Development score section*
  - *Schedule of growing section*
  - *Auditory section*
  - *Vision section*
  - *Communication section*

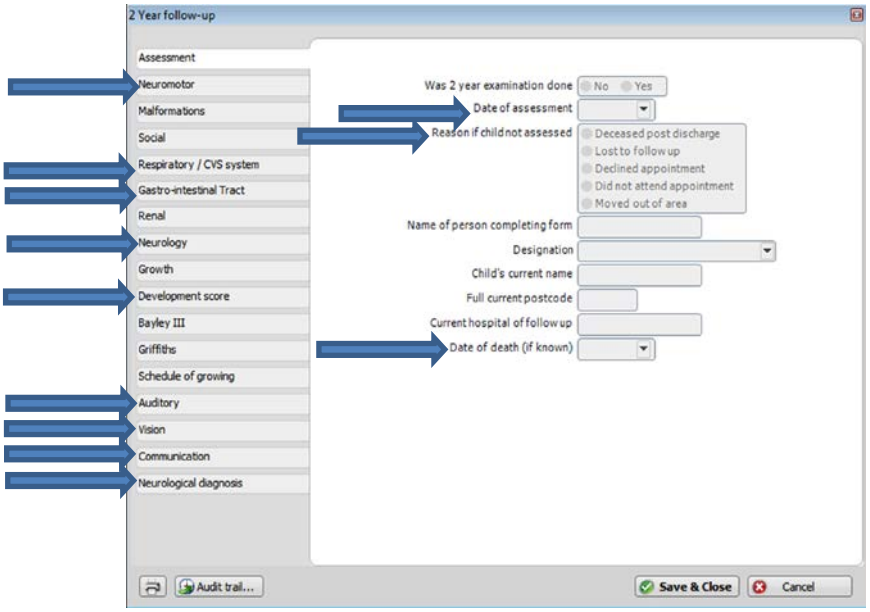

Question 9

What percentage of babies admitted to a neonatal unit have: (a) one or more episodes of a pure growth of a pathogen from blood, (b) one or more episodes of a pure growth of a pathogen from CSF, and (c) either a pure growth of a skin commensal or a mixed growth with ≥3 clinical signs at the time of blood sampling?

Eligible babies:

- Discharged from neonatal care in 2012
- All babies with an adhoc Culture form data entry
- Reported by hospital of culture sample

Data Source:

- *Details at Birth and Admission: Baby details* (please see Appendix page 21)
  - o *Badger ID*
  - o *Agreed gestation at birth (weeks)*
  - o *Agreed gestation at birth (days)*
- *Details at Birth and Admisson: Admission to unit* (please see Appendix page 21)
  - o *Date and time of admission*
  - o *Hospital baby admitted from*
  - o *Primary reason for admission*
  - o *Hospital providing care (derived)*
- *Details at Discharge: Discharge details* (please see Appendix page 26-27)
  - o *Date and time of discharge or death*
  - o *Discharge destination*
- *Blood, CSF, Urine Culture* (please see Appendix page 38)
  - o *Sample taken date and time*
  - o *Sample type*
  - o *Signs present when culture obtained*
  - o *Pathogens*
  - o *Sensitivity list for isolates*

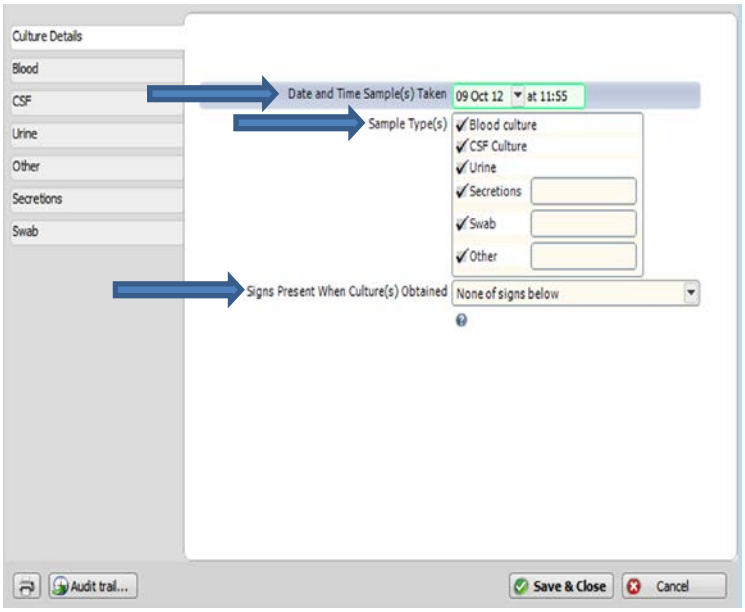

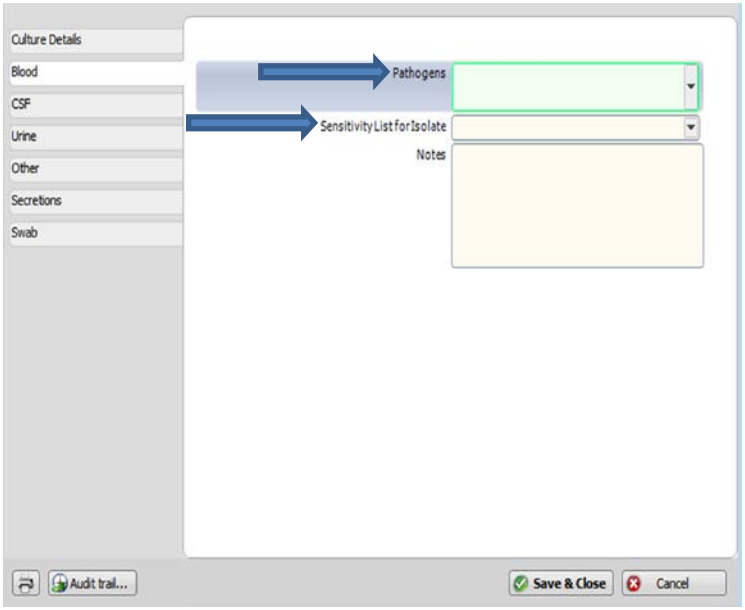

Question 10

What percentage of babies of more than or equal to 35^{+0} weeks gestation have an encephalopathy within the first 3 full calendar days after birth?

Eligible babies:

- Discharged from neonatal care in 2012
- Babies with a gestational age ≥35^{+0} weeks and surviving to 3 full calendar days after birth
- Receiving neonatal care for 3 full days after birth
- Reported by place of birth

Data Source:

- *Details at Birth and Admission: Baby details* (please see Appendix page 21)
  - *Badger ID*
  - *Agreed gestation at birth (weeks)*
  - *Agreed gestation at birth (days)*

- *Details at Birth and Admission: Admission to unit* (please see Appendix page 21)
  - *Date and time of admission*
  - *Hospital baby admitted from*
  - *Primary reason for admission*
  - *Hospital providing care (derived)*

- *Details at Discharge: Discharge details* (please see Appendix pages 26-27)
  - *Date and time of discharge or death*
  - *Discharge destination*

- *Daily Data: Neurology/NAS* (please see Appendix page 31)
  - *Day of care (derived)*
  - *Tone*
  - *Consciousness*
  - *Convulsions today*
  - *Cooling today*

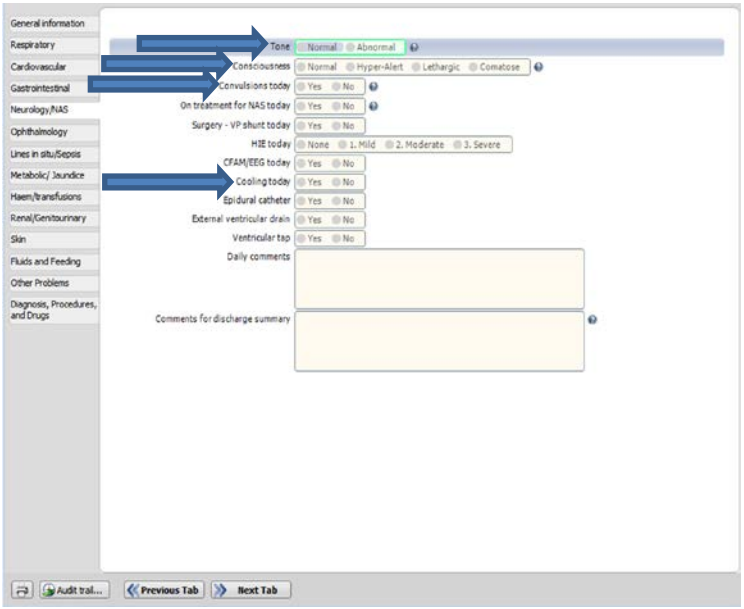

Question 11

How many blood stream infections[a] are there on a NNU per 1000 days of central line[b] care?

[a] As defined in the standard question about blood cultures – "The growth of a recognised pathogen in pure culture, or in the case of a mixed growth, or growth of skin commensal, the added requirement for 3 or more of 10 predefined clinical signs"

[b] central line = UAC, UVC, percutaneous long line or surgically inserted long line.

Eligible babies:

- Discharged from neonatal care in 2012
- All babies with an adhoc Culture form and Line in situ data entry
- Reported by hospital of culture sample

Data Source:

- *Details at Birth and Admission: Baby details* (please see Appendix page 21)
  - *Badger ID*
  - *Agreed gestation at birth (weeks)*
  - *Agreed gestation at birth (days)*
- *Details at Birth and Admission: Admission to unit* (please see Appendix page 21)
  - *Date and time of admission*
  - *Hospital baby admitted from*
  - *Primary reason for admission*
  - *Hospital providing care (derived)*
- *Details at Discharge: Discharge details* (please see Appendix pages 26-27)
  - *Date and time of discharge or death*
  - *Discharge destination*
- *Blood, CSF, Urine Culture* (please see Appendix page 38)
  - *Sample taken date and time*
  - *Sample type*
  - *Signs present when culture obtained*
  - *Pathogens*
  - *Sensitivity list for isolates*
- *Daily Data: Lines in situ/sepsis* (please see Appendix page 32)
  - *Day of care (derived)*
  - *Line in situ today*

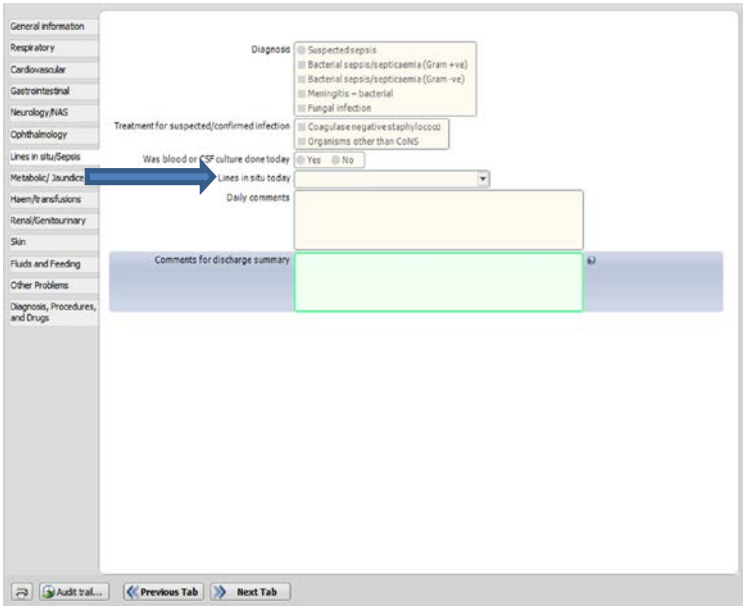

Imperial College London

NDAU
Neonatal Data Analysis Unit

Appendix

National Neonatal Dataset

Appendix

Introduction

The National Neonatal Audit Programme (NNAP) and the National Neonatal Data Analysis Unit (NDAU) utilise the National Neonatal Dataset for national audits, service and outcome evaluations. It is populated from electronic patient data entered on the Neonatal.Net (https://nww.neonatal.nhs.uk) platform. The accompanying images of the platform, operated by Clevermed, Ltd, demonstrate the location of the data entry for reporting. Fields marked with yellow arrows will be used to produce reports on 2012 NNAP data while the fields marked with green arrows are part of the National Neonatal Dataset used for audit development work.

All screen shots are produced from a test record.



Details at Birth and Admission: Baby details

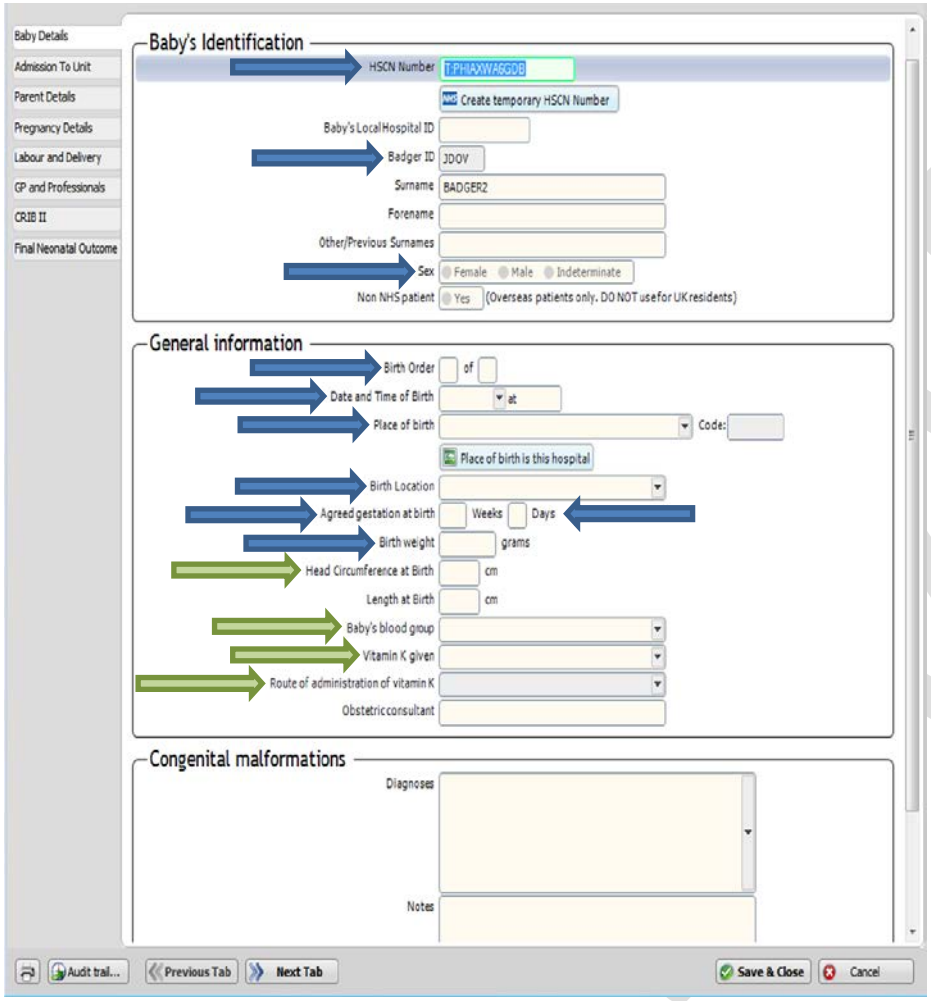

Details at Birth and Admission: Admission to unit

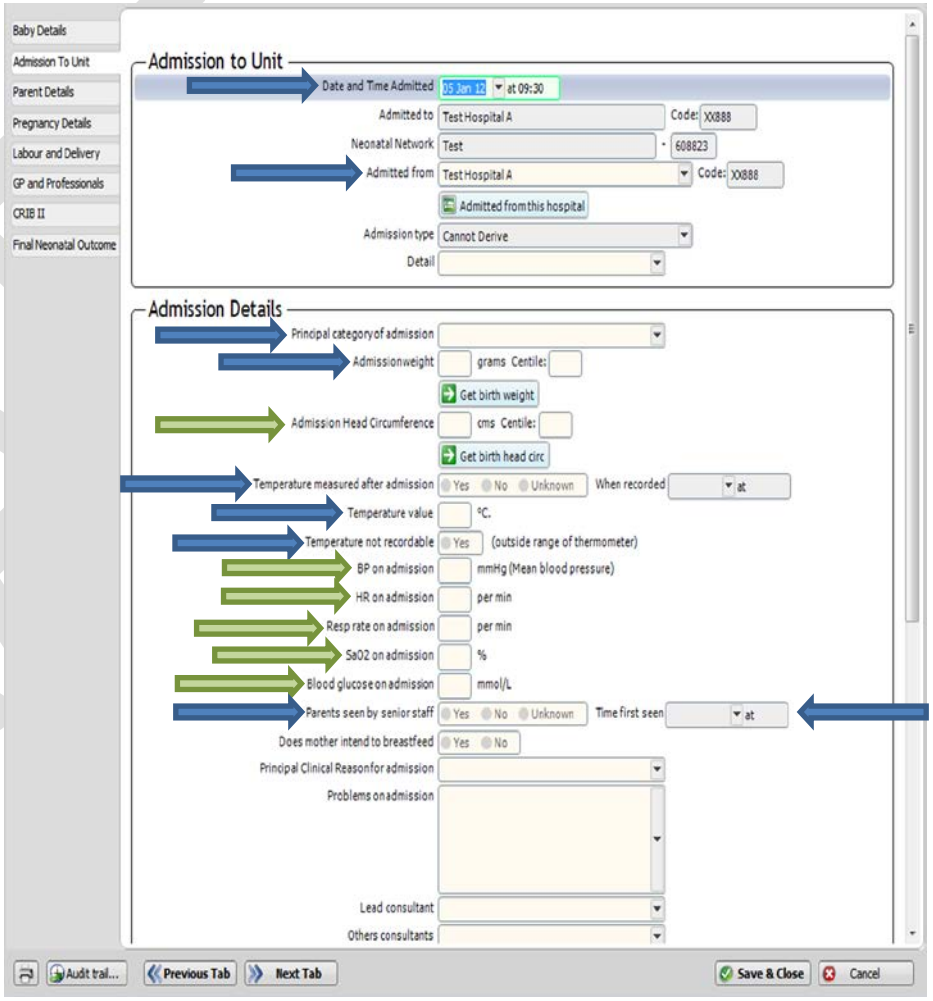

National Neonatal Dataset (for NNAP 2013)

National Neonatal Dataset

Details at Birth and Admission: Parent details (1)

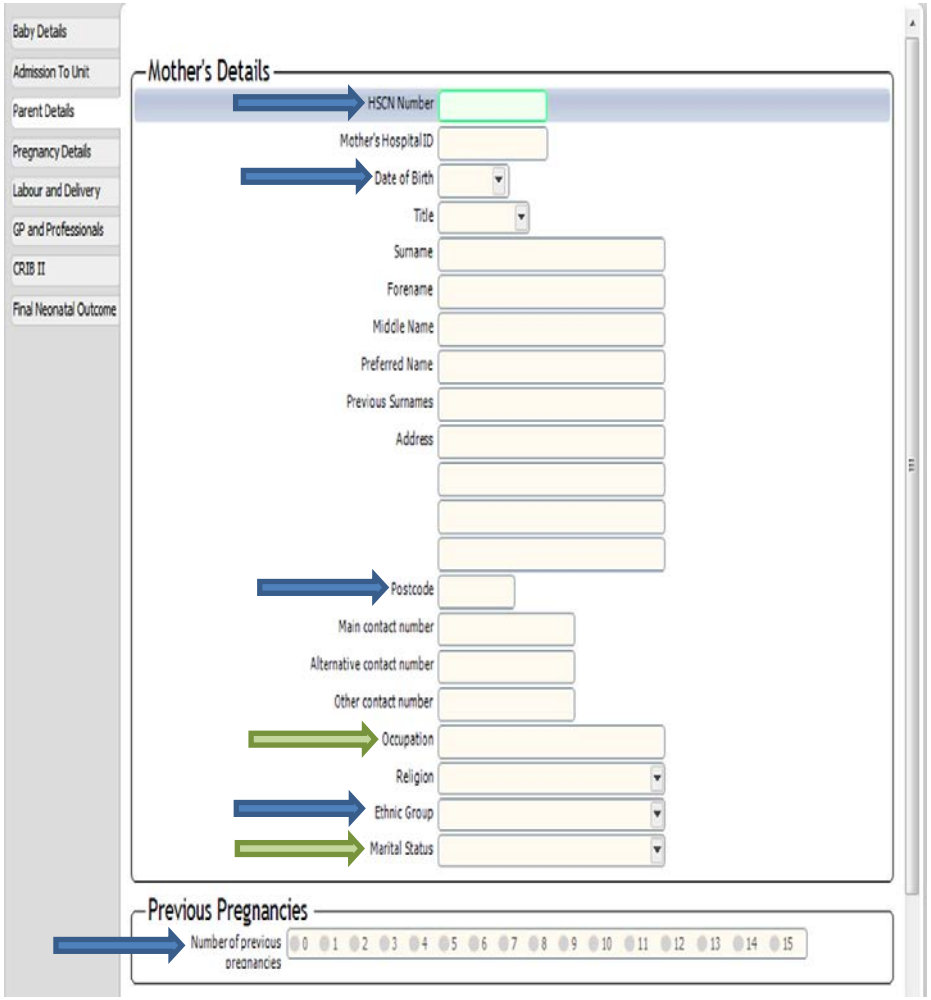

Details at Birth and Admission: Parent details (2)

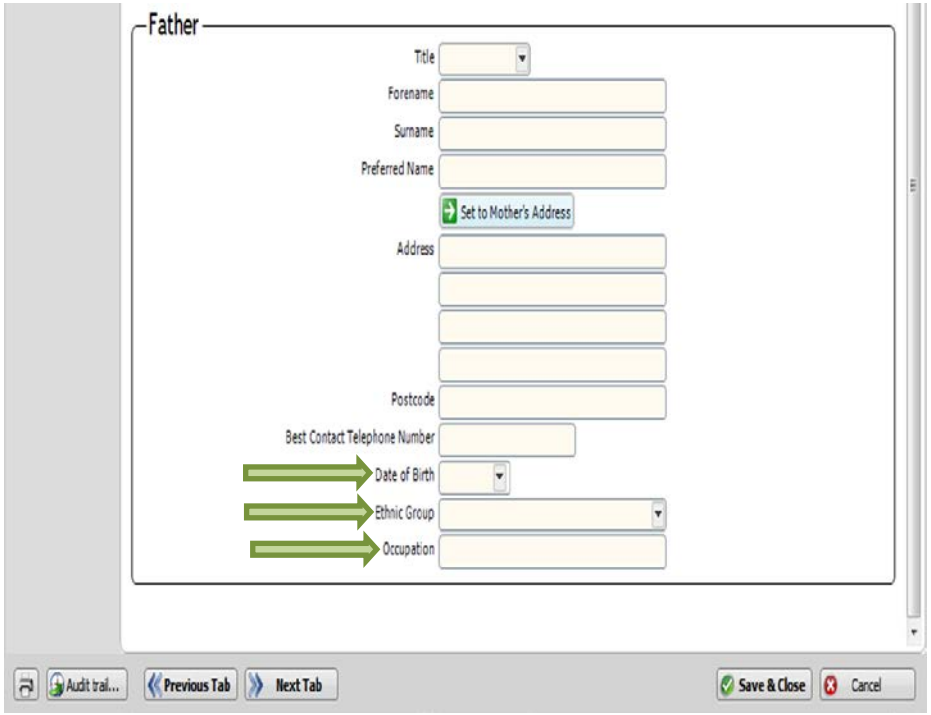

National Neonatal Dataset (for NNAP 2013)

National Neonatal Dataset

Details at Birth and Admission: Pregnancy details (1)

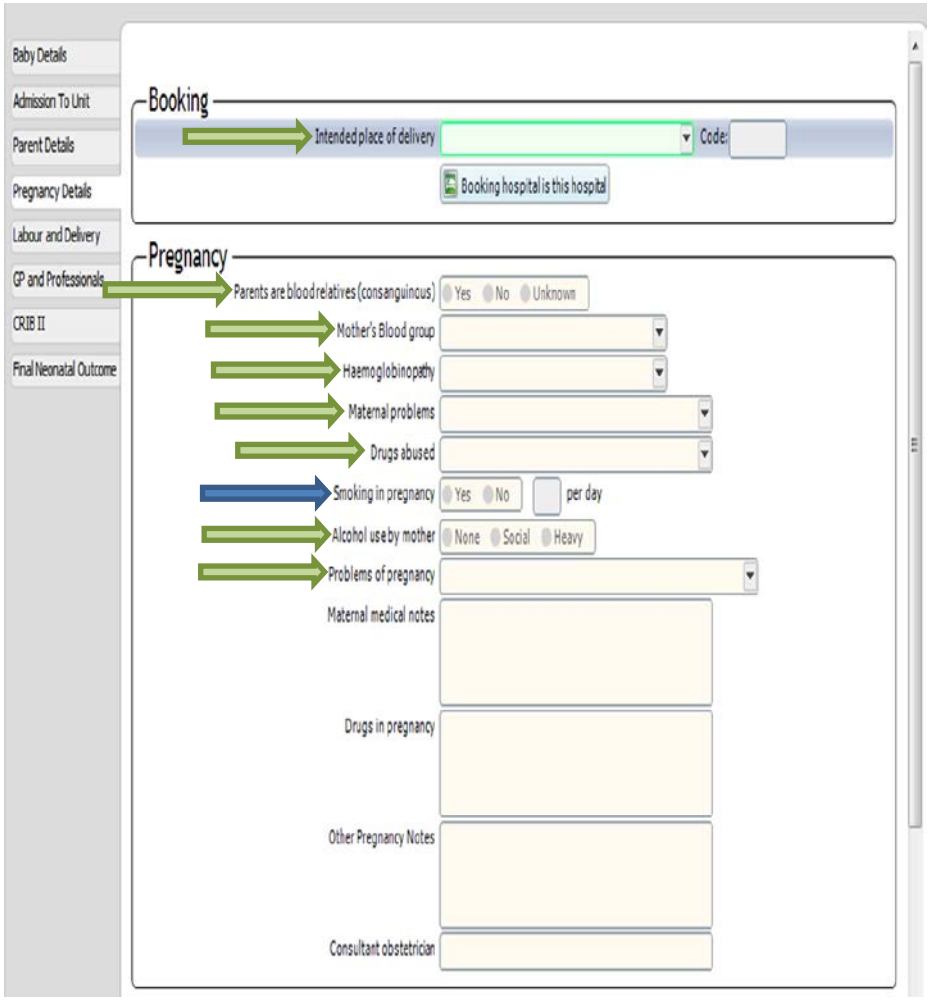

Details at Birth and Admission: Pregnancy details (2)

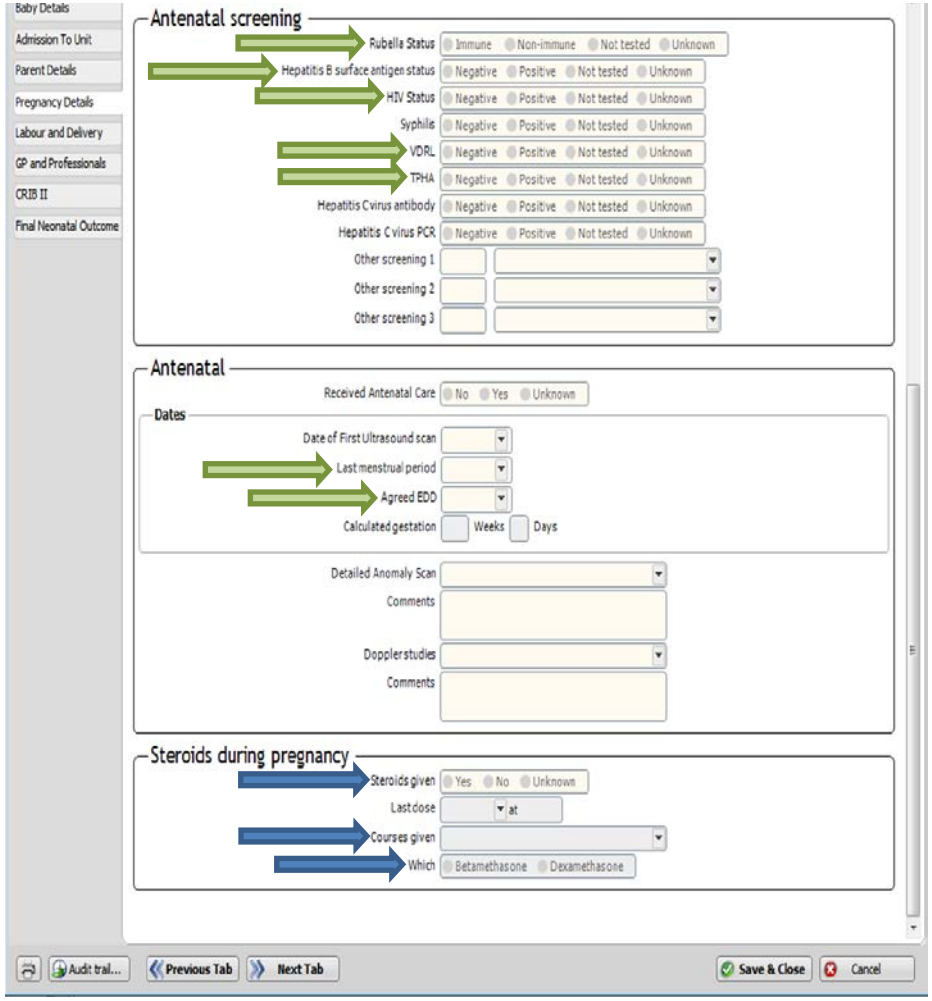

National Neonatal Dataset (for NNAP 2013)

National Neonatal Dataset

Details at Birth and Admission: Labour and Delivery (1)

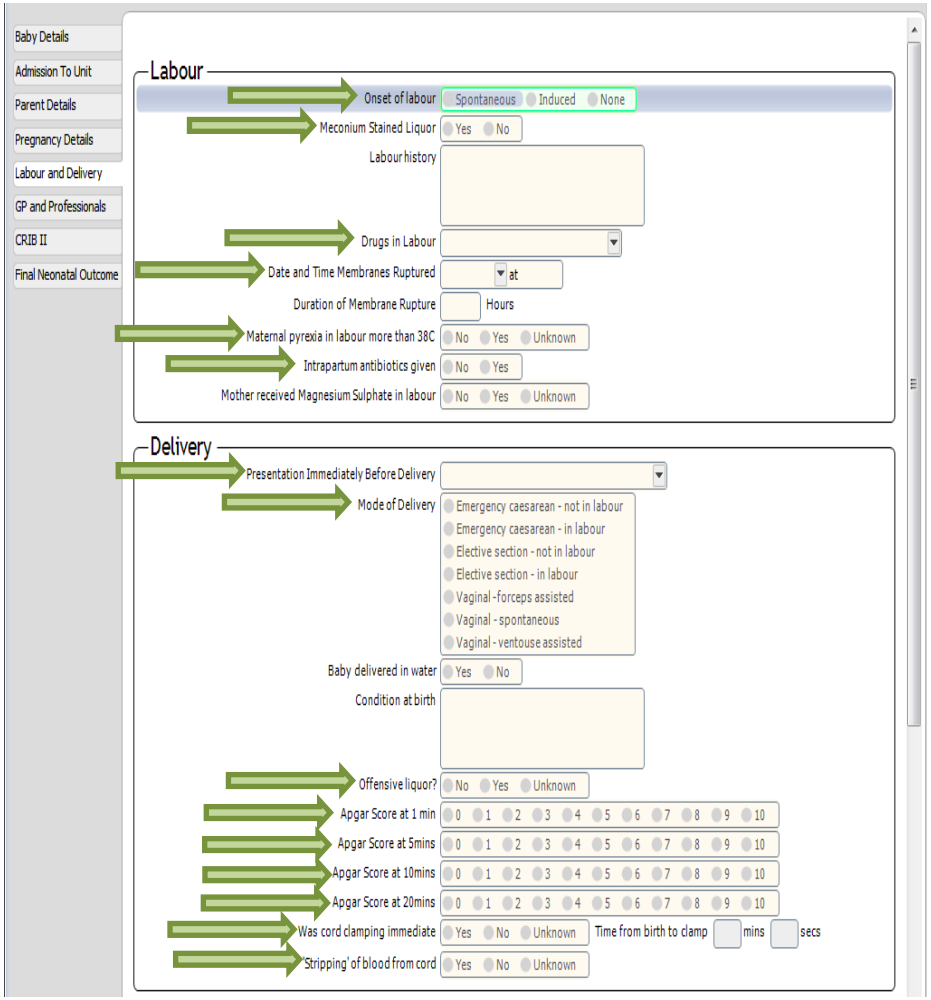

Details at Birth and Admission: Labour and Delivery (2)

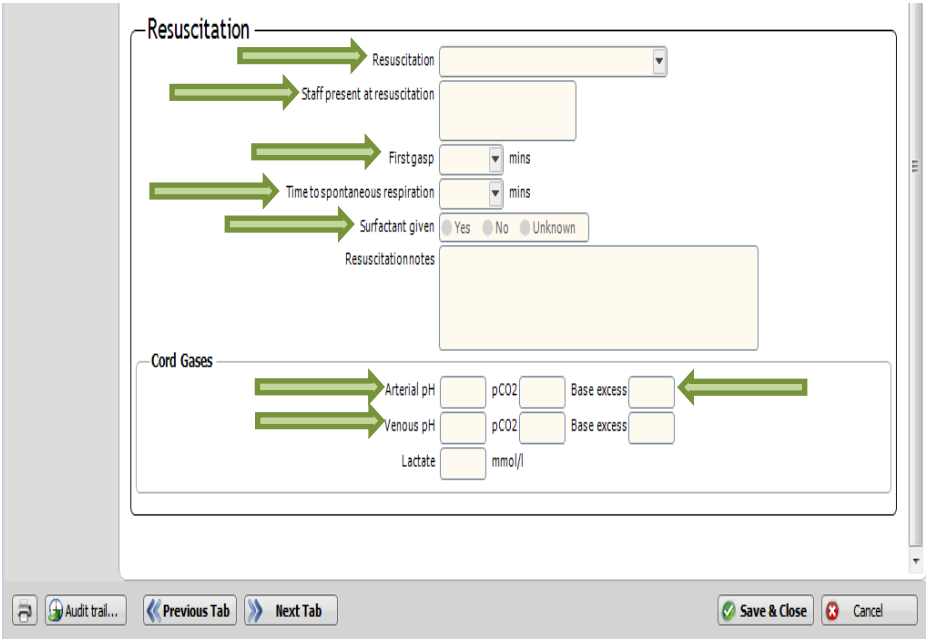

National Neonatal Dataset (for NNAP 2013)

National Neonatal Dataset

Details at Birth and Admission: GP and Professionals

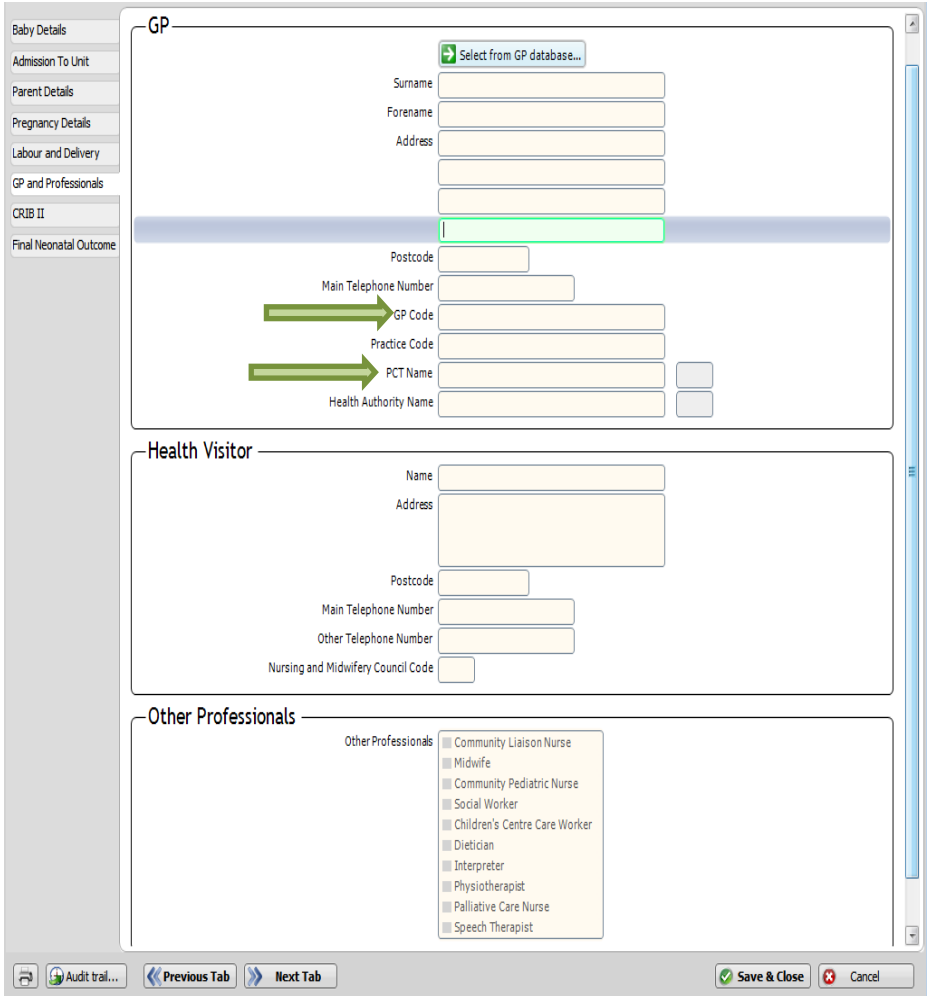

Details at Birth and Admission: CRIB II

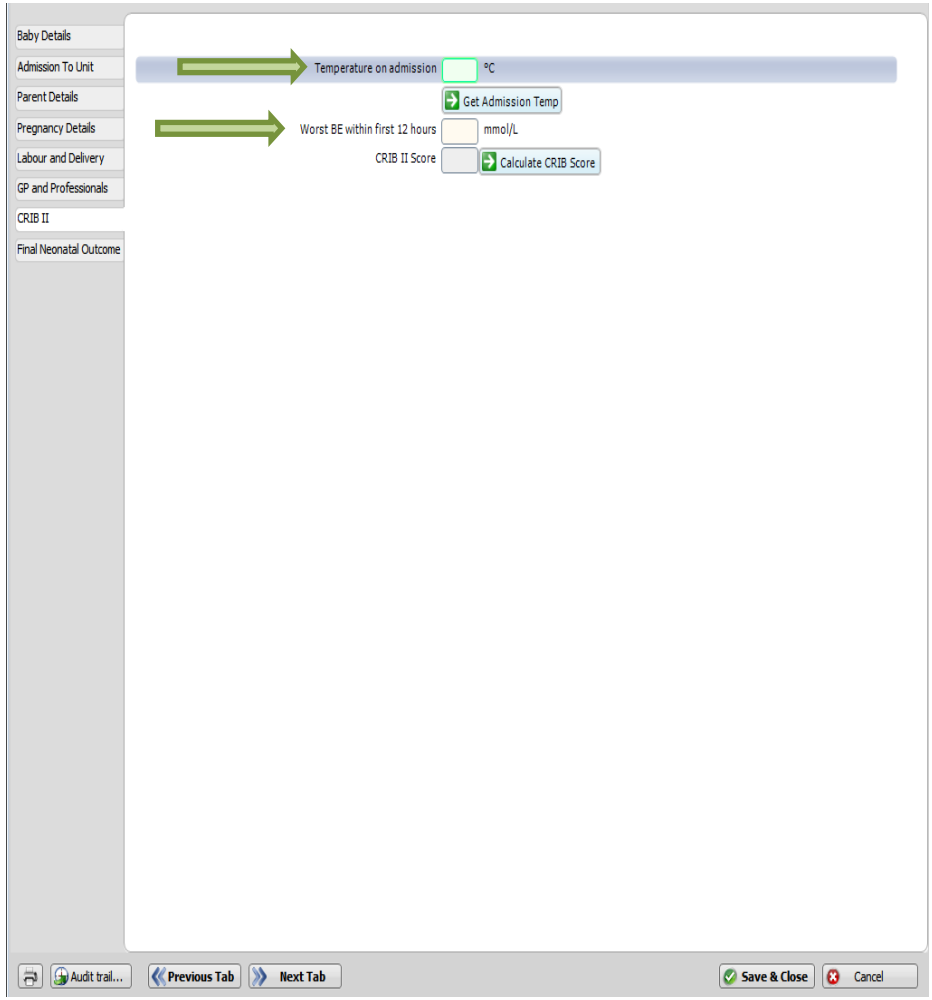

National Neonatal Dataset (for NNAP 2013)

National Neonatal Dataset

Details at Birth and Admission: Final Neonatal Outcome

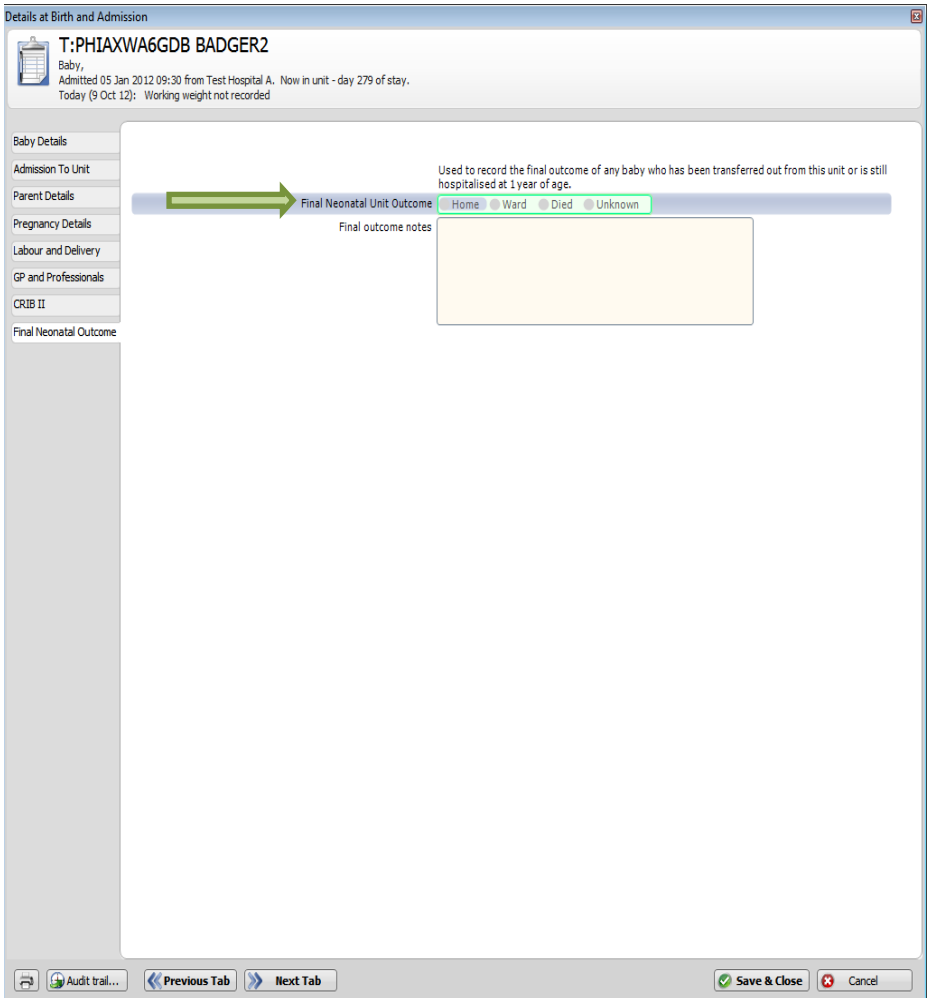

Details at Discharge: Discharge details (discharge location)

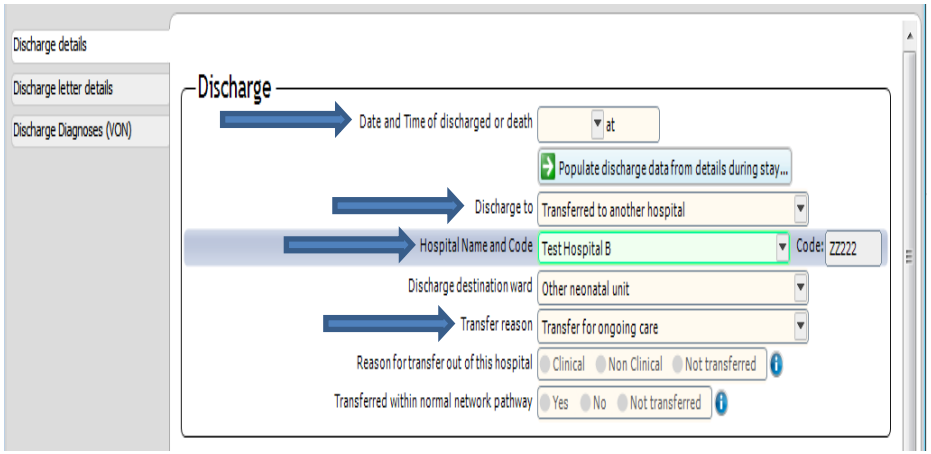

National Neonatal Dataset (for NNAP 2013)

National Neonatal Dataset

Details at Discharge: Discharge details (if baby transferred/discharged)

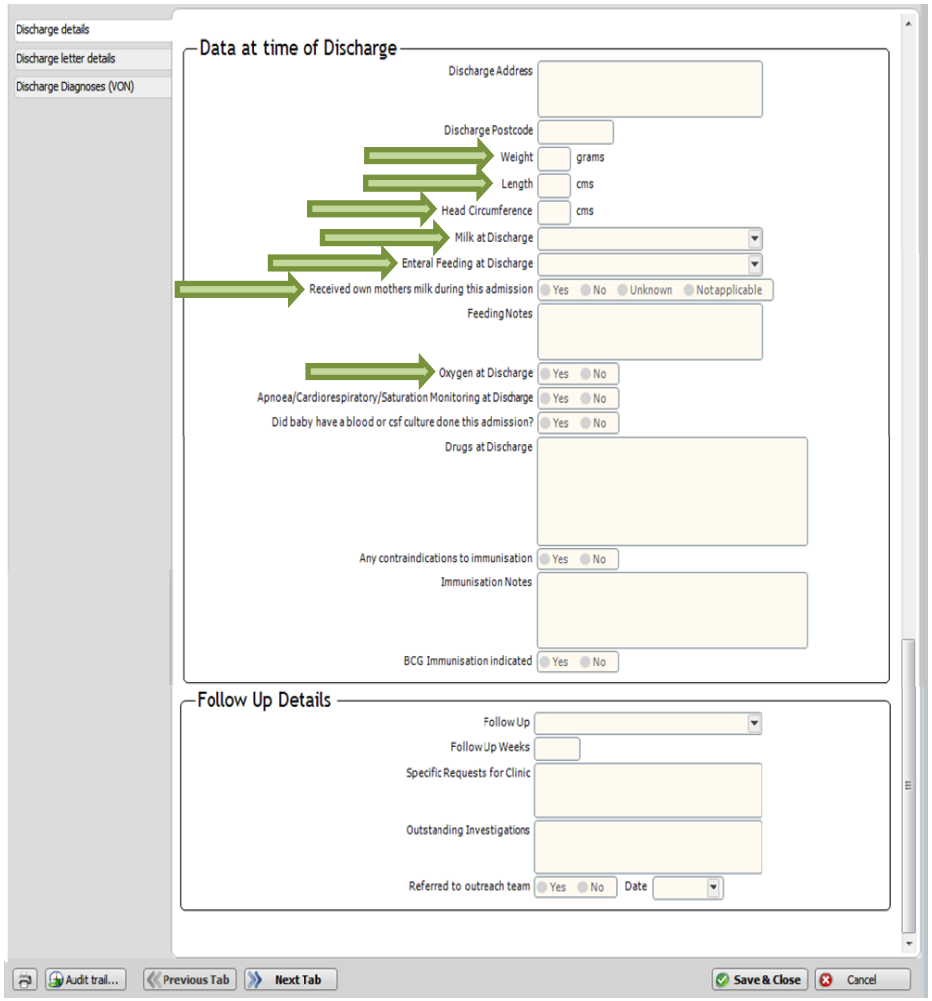

Details at Discharge: Discharge details (if baby died)

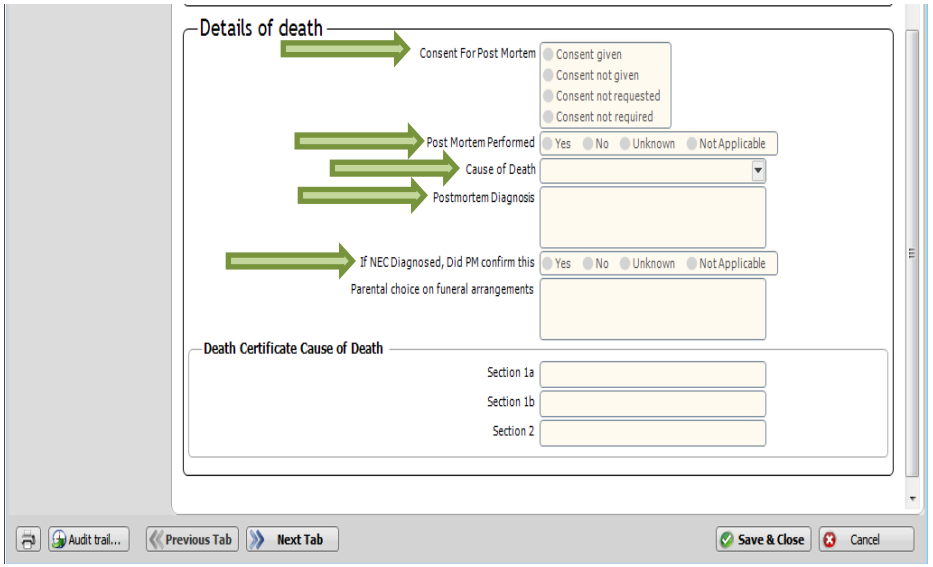

National Neonatal Dataset (for NNAP 2013)

National Neonatal Dataset

Details at Discharge: Discharge letter details (1)

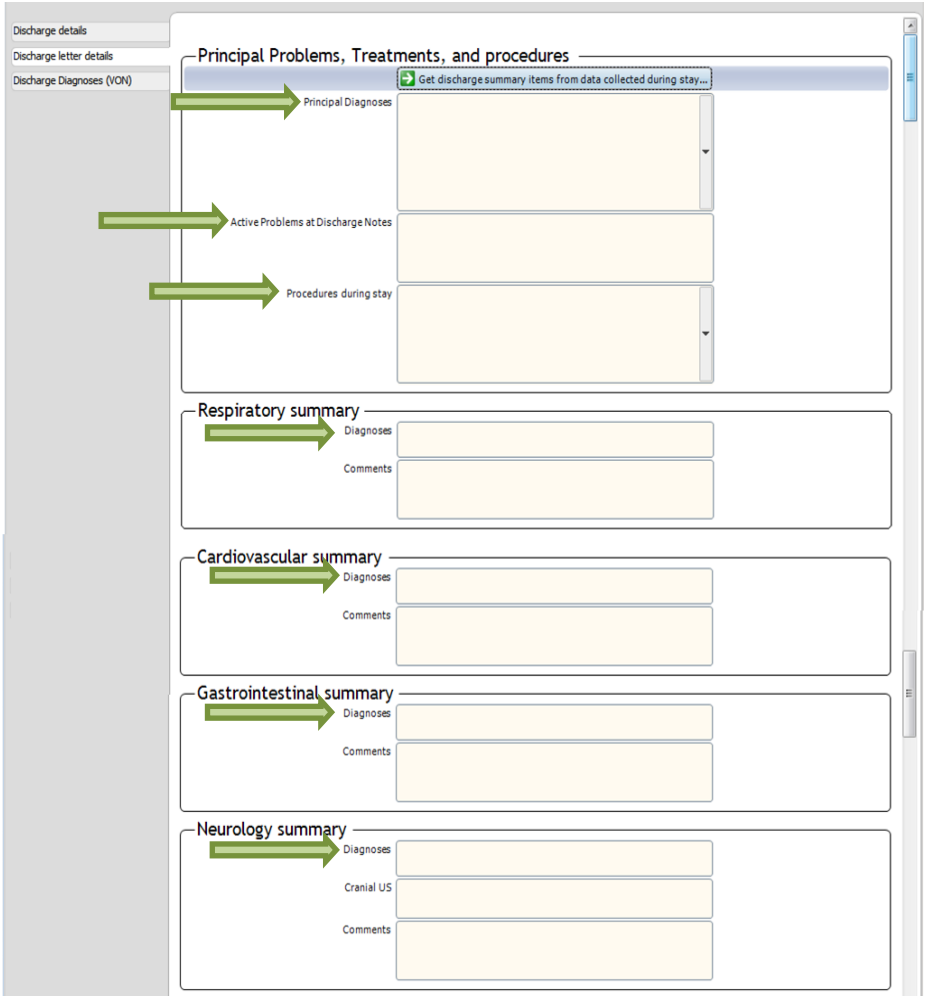

Details at Discharge: Discharge letter details (2)

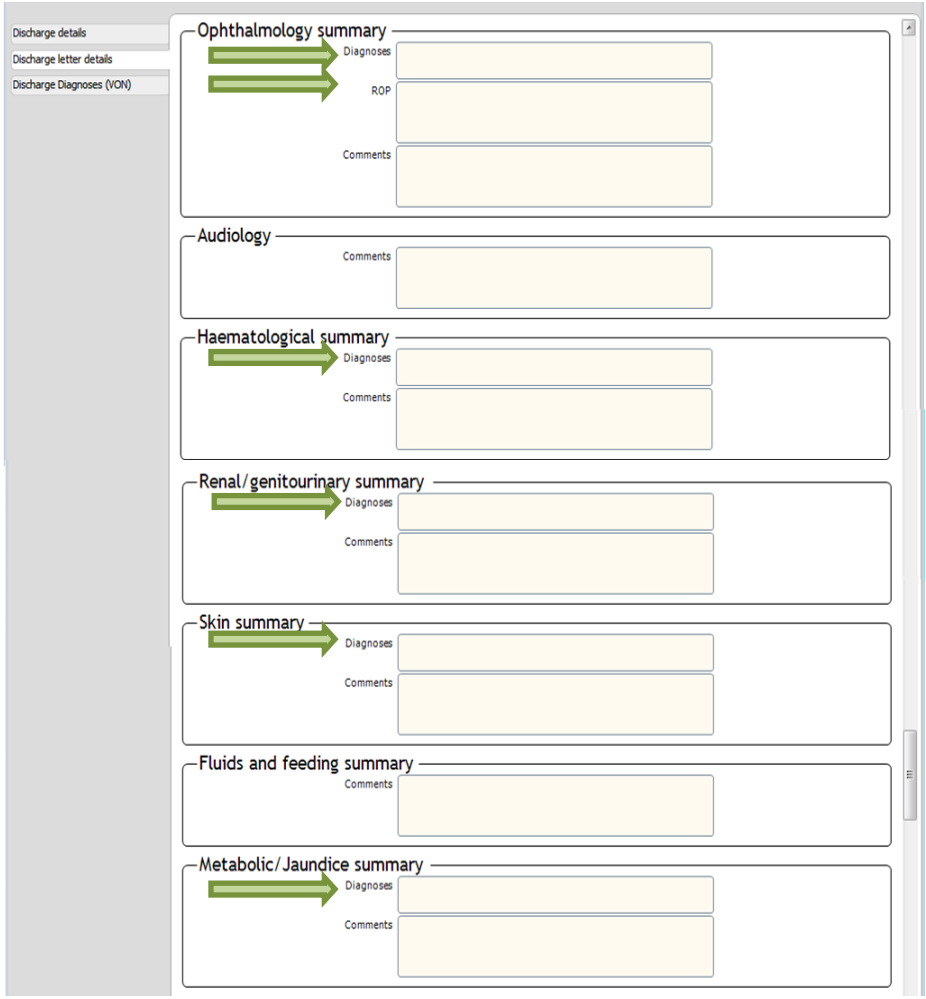

National Neonatal Dataset (for NNAP 2013)

National Neonatal Dataset

Details at Discharge: Discharge letter details (3)

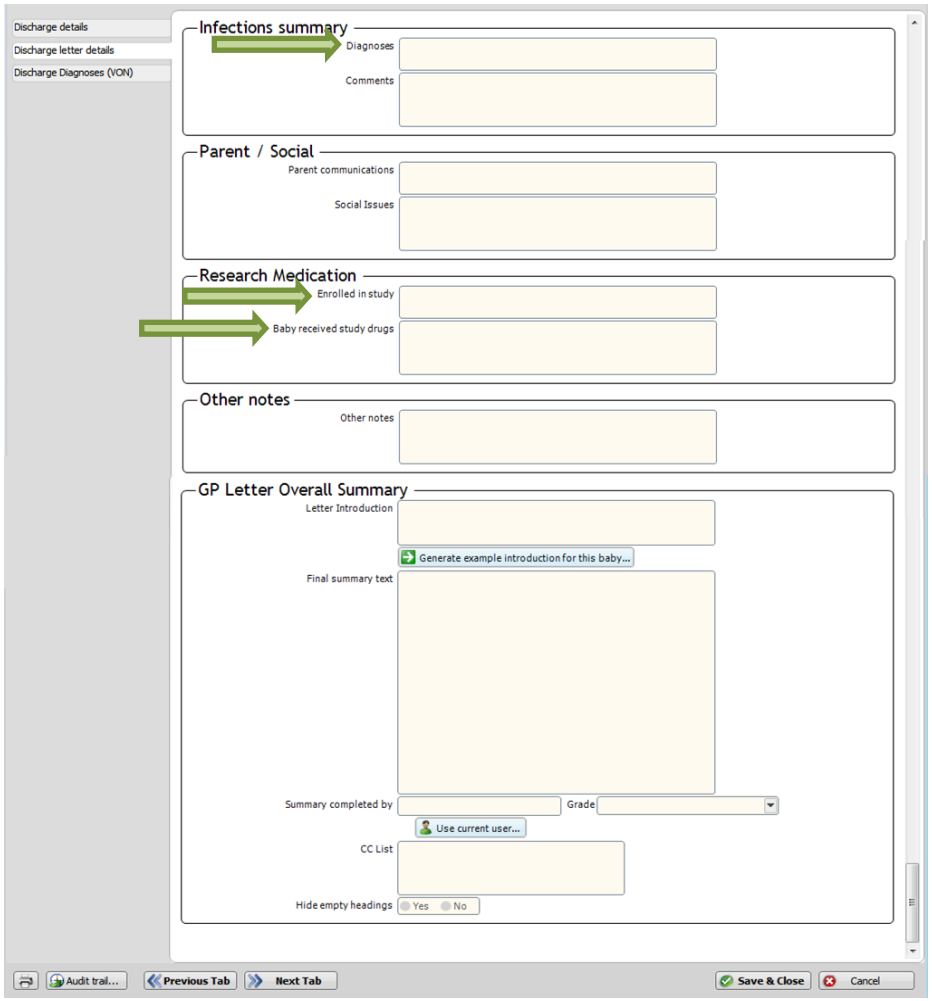

Daily Data: General Information

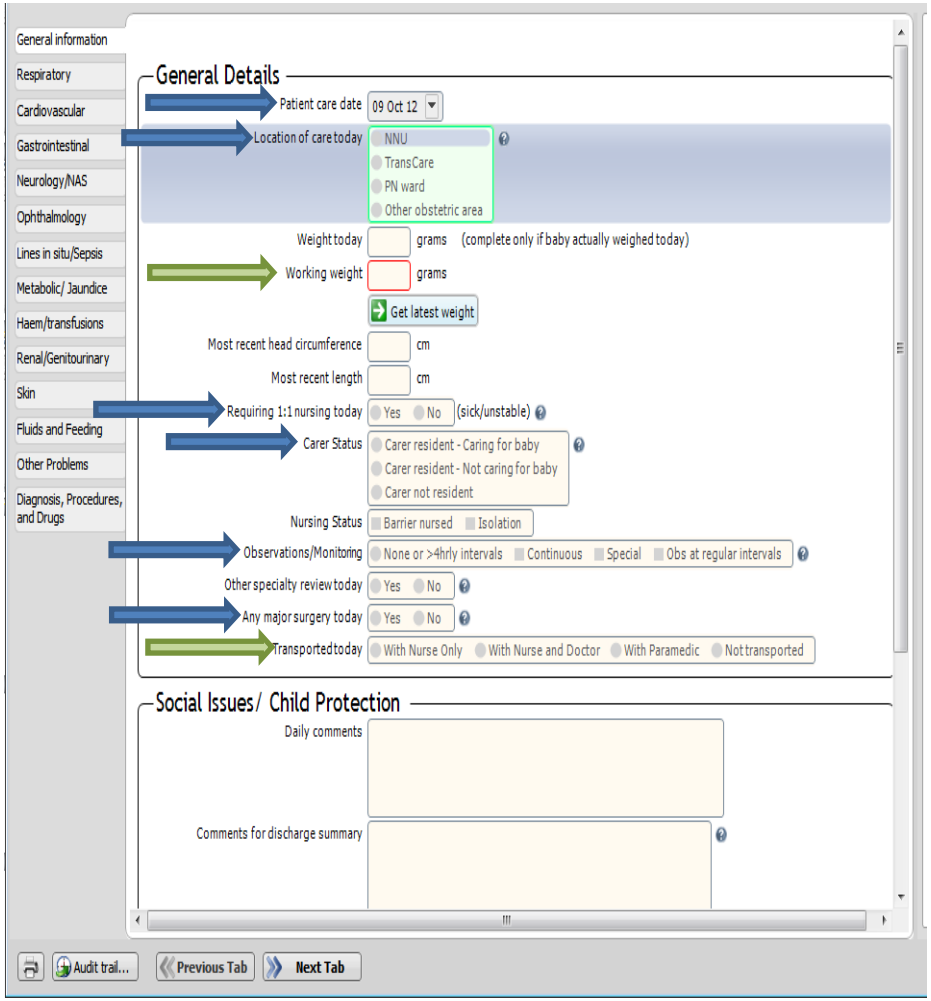

National Neonatal Dataset (for NNAP 2013)

National Neonatal Dataset

Daily Data: Respiratory

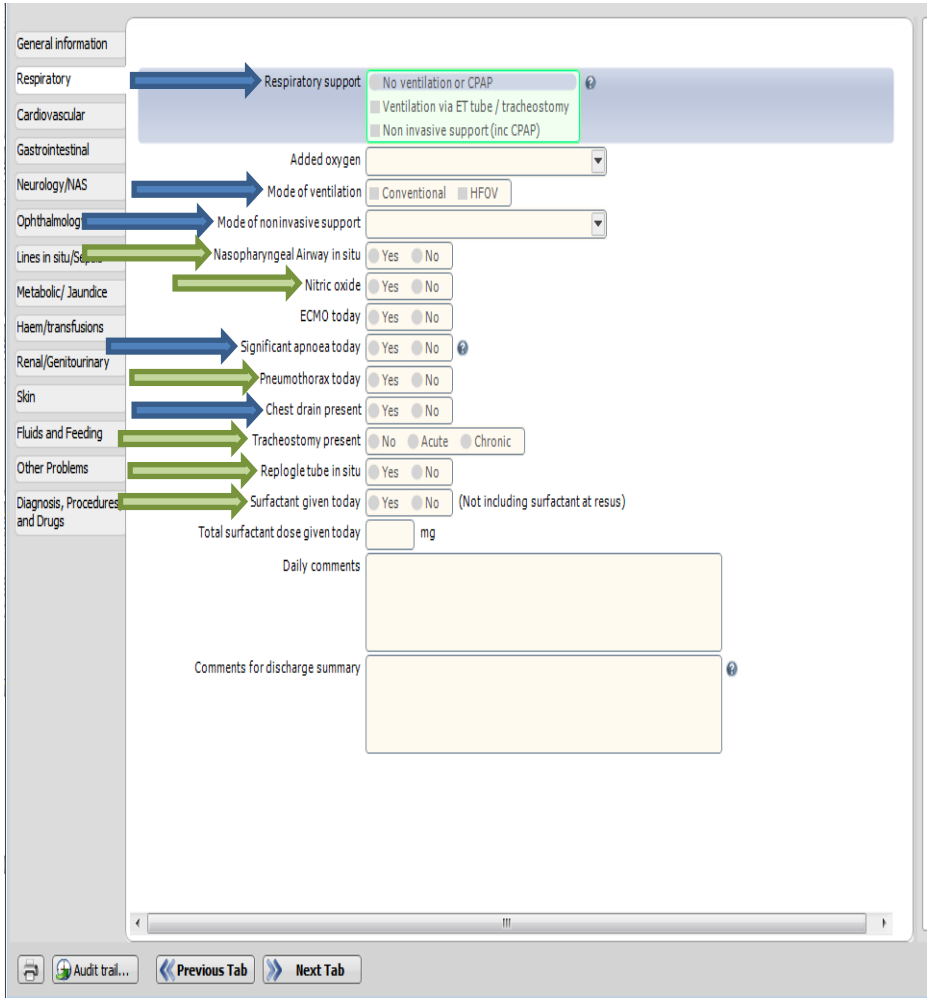

Daily Data: Cardiovascular

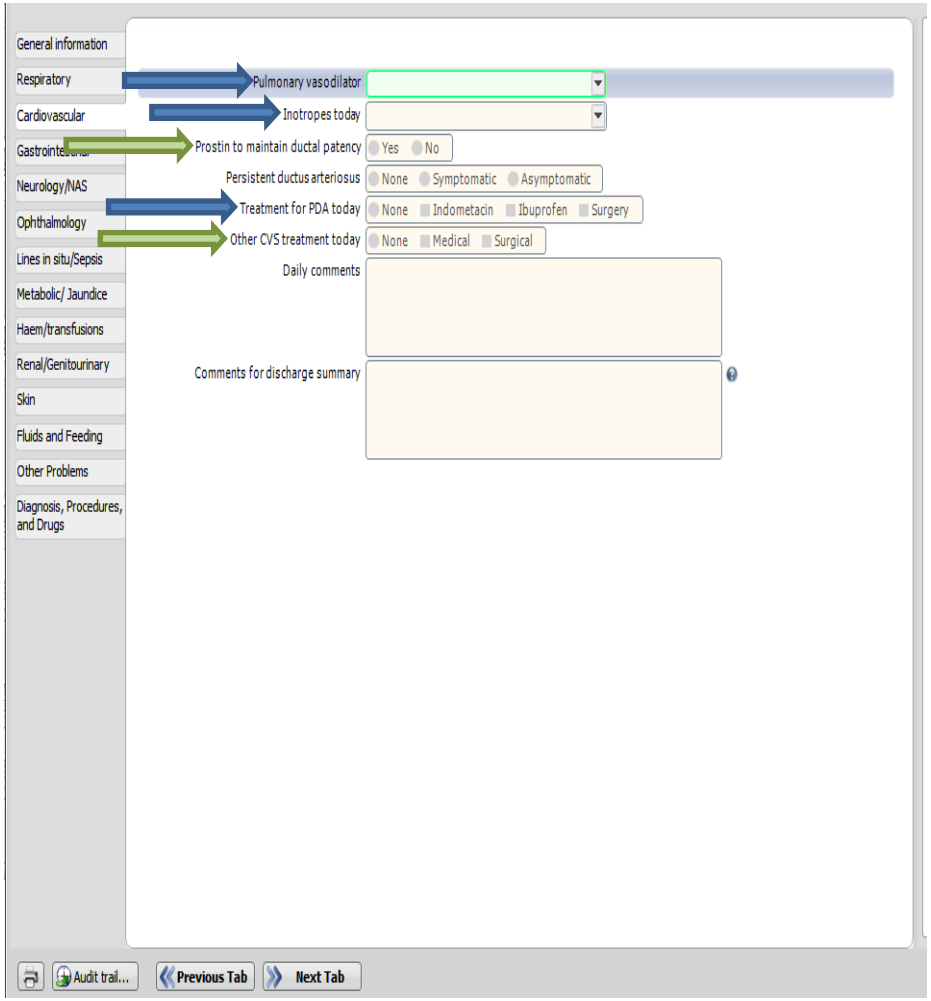

National Neonatal Dataset (for NNAP 2013)

National Neonatal Dataset

Daily Data: Gastrointestinal

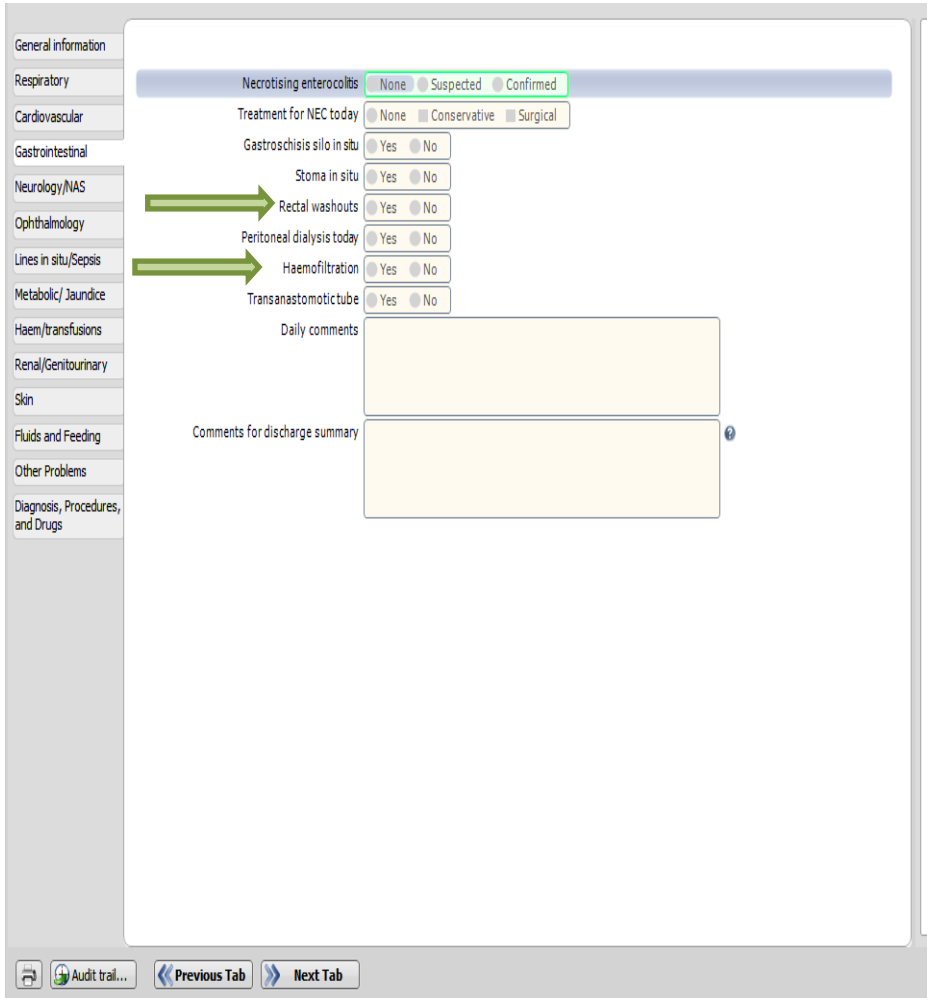

Daily Data: Neurology/NAS

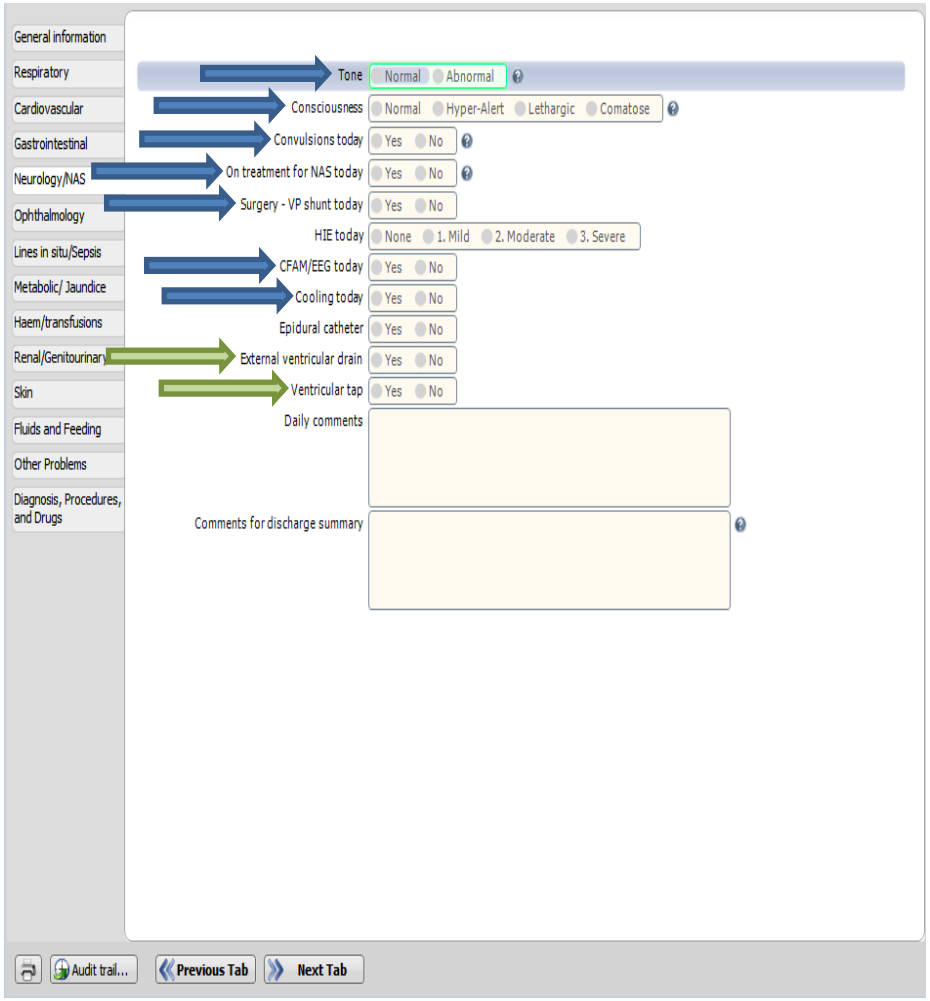

National Neonatal Dataset (for NNAP 2013)

National Neonatal Dataset

Daily Data: Ophthalmology

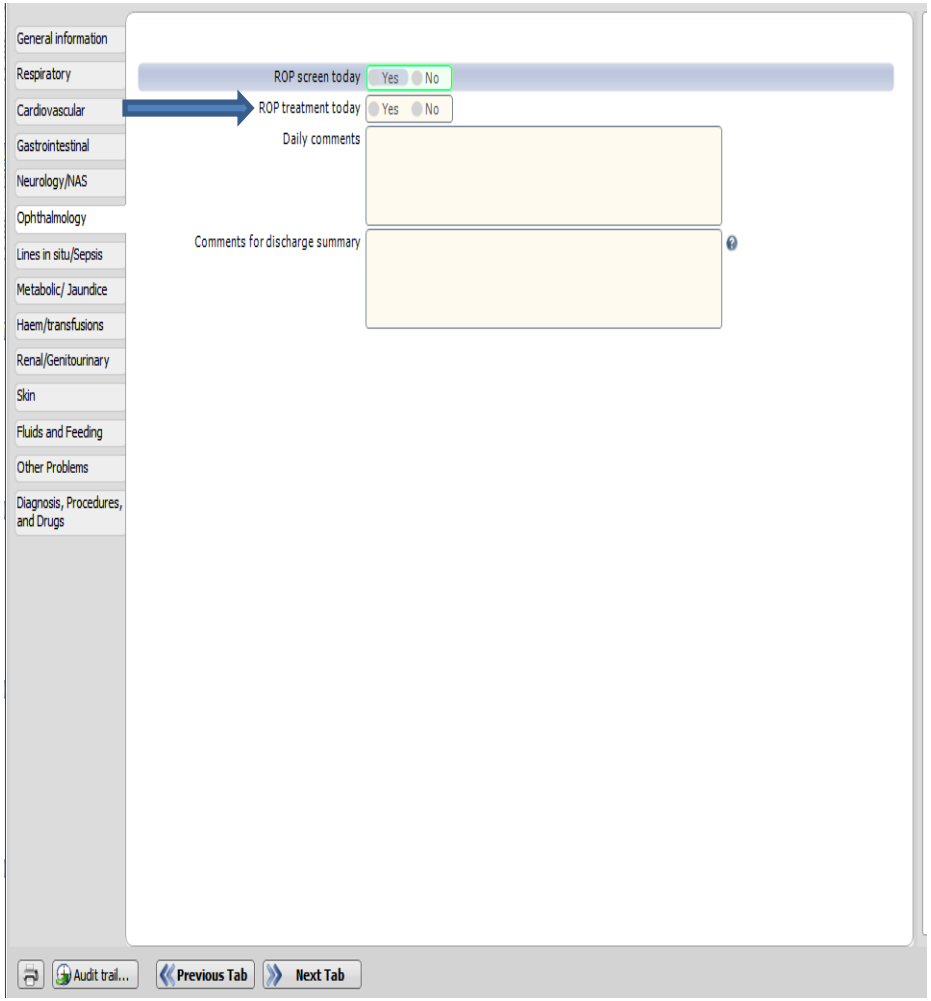

Daily Data: Lines in situ/Sepsis

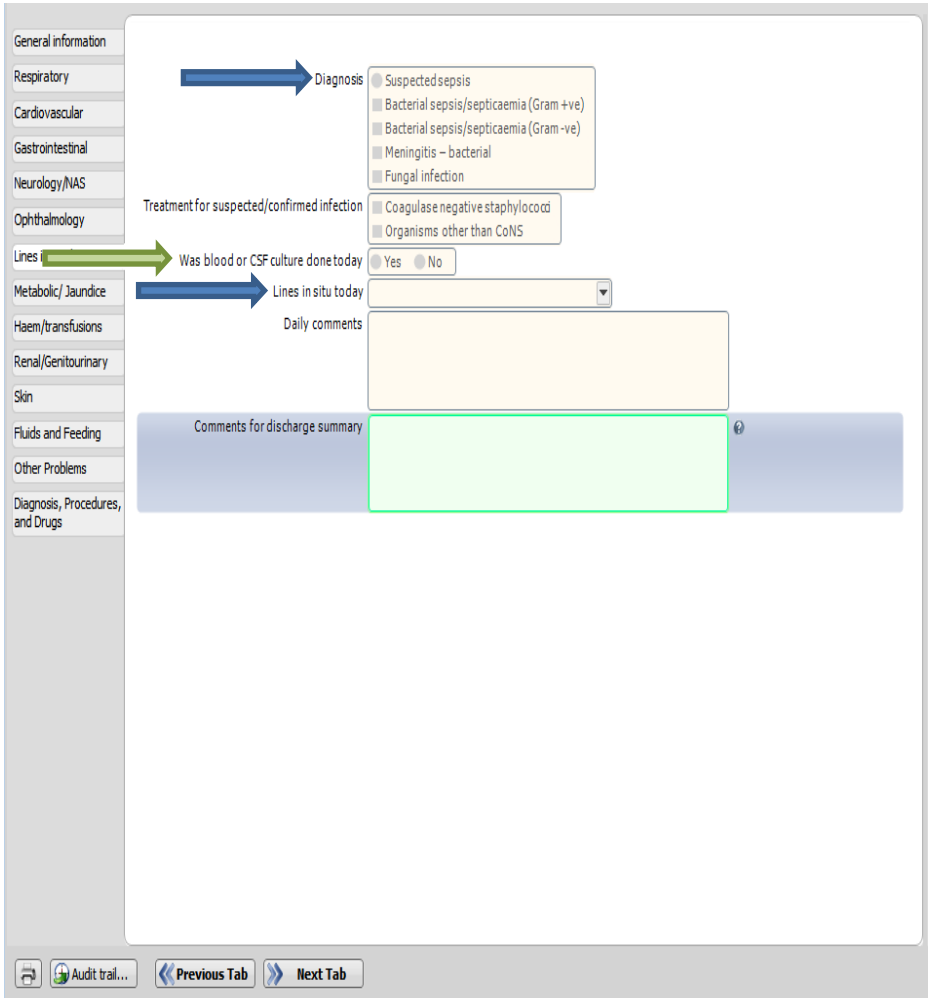

National Neonatal Dataset (for NNAP 2013)

National Neonatal Dataset

Daily Data: Metabolic/Jaundice

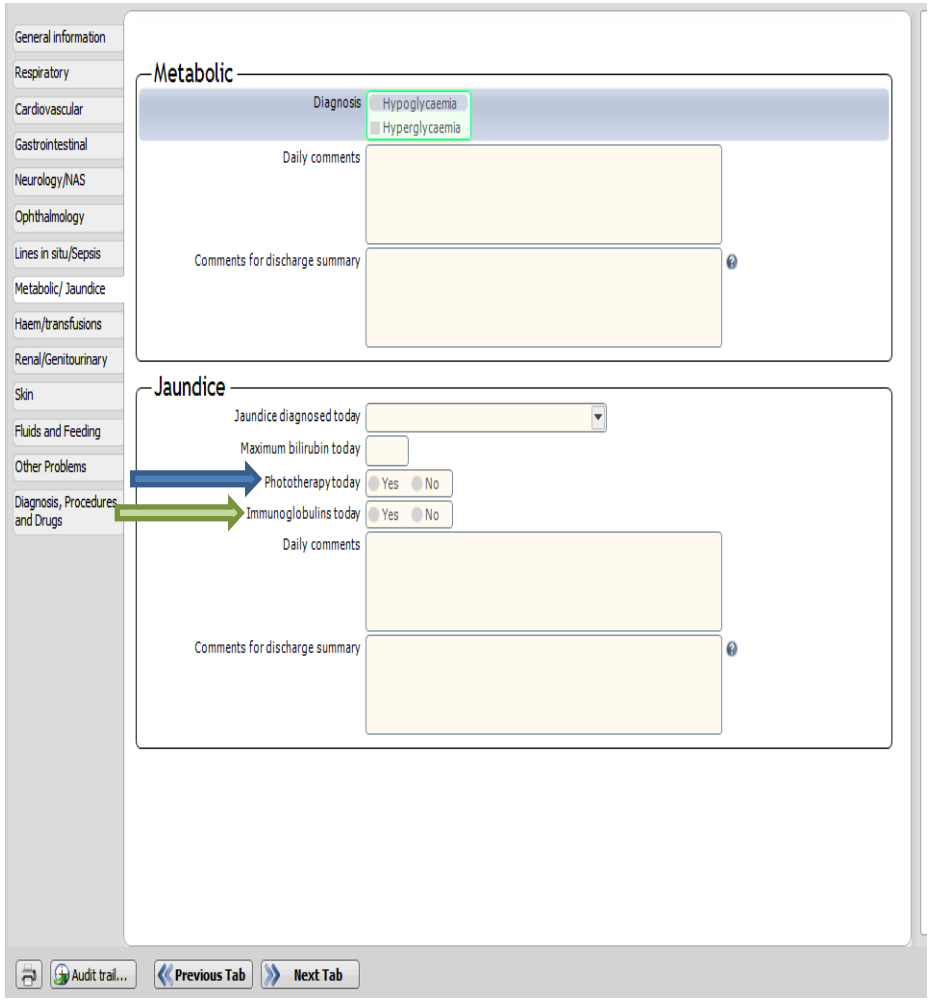

Daily Data: Haem/Transfusions

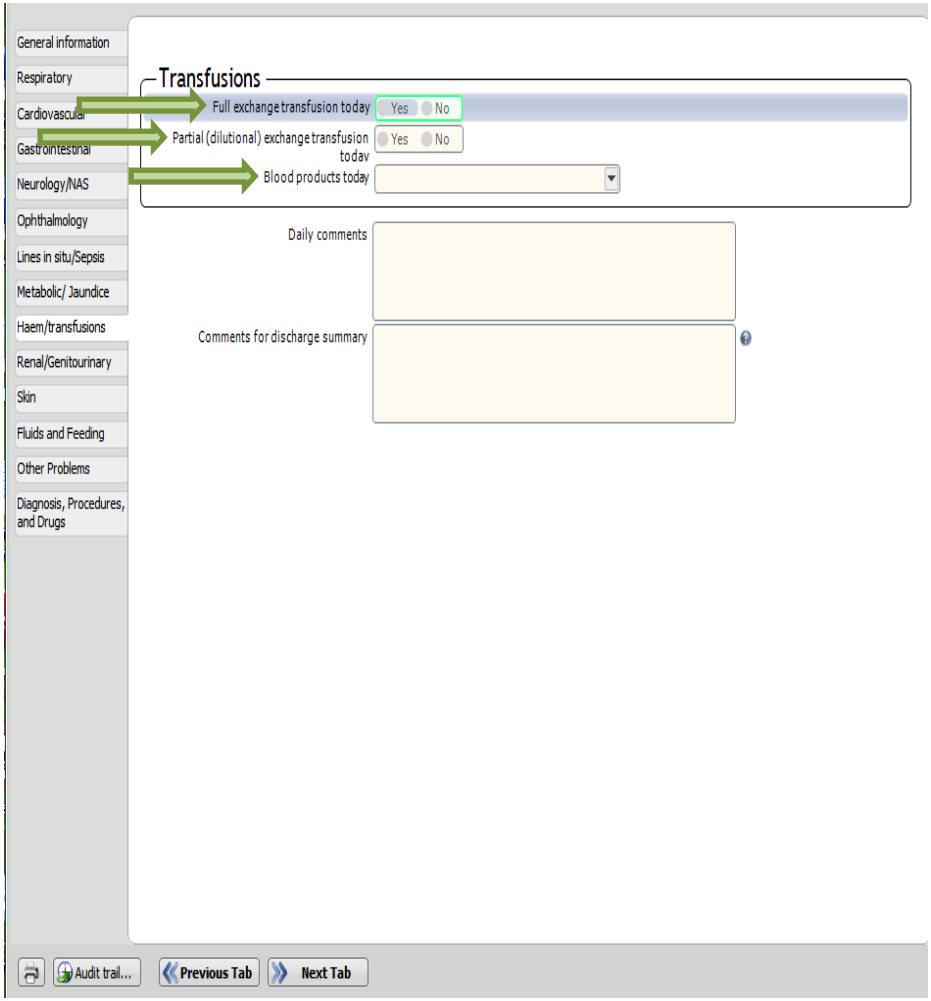

National Neonatal Dataset (for NNAP 2013)

National Neonatal Dataset

Daily Data: Renal/Genitourinary

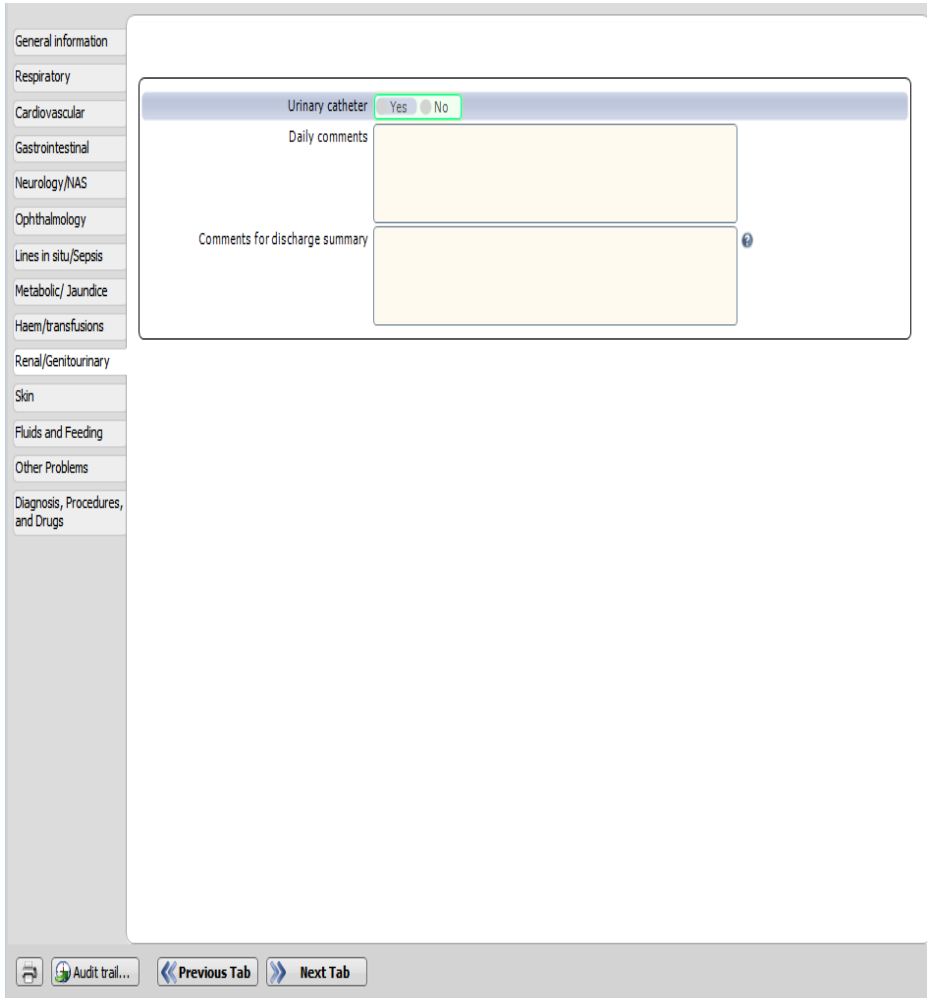

Daily Data: Skin

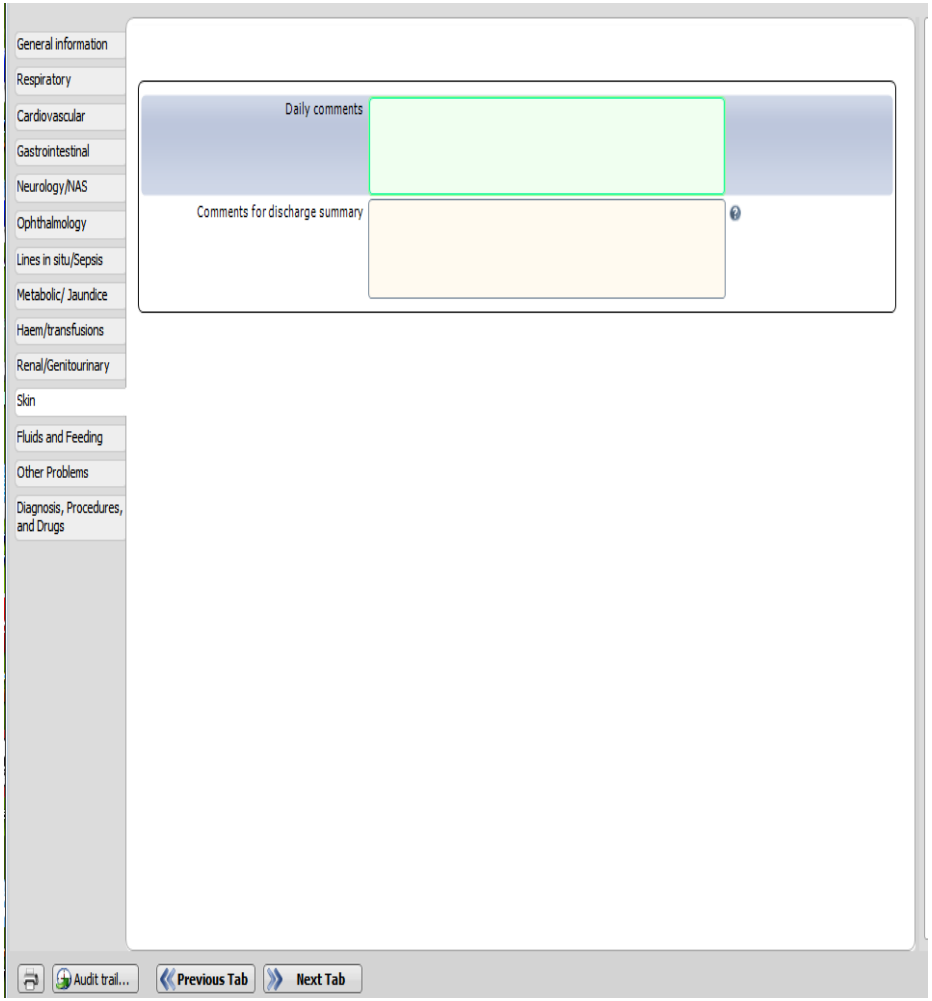

National Neonatal Dataset (for NNAP 2013)

National Neonatal Dataset

Daily Data: Fluids and Feeding

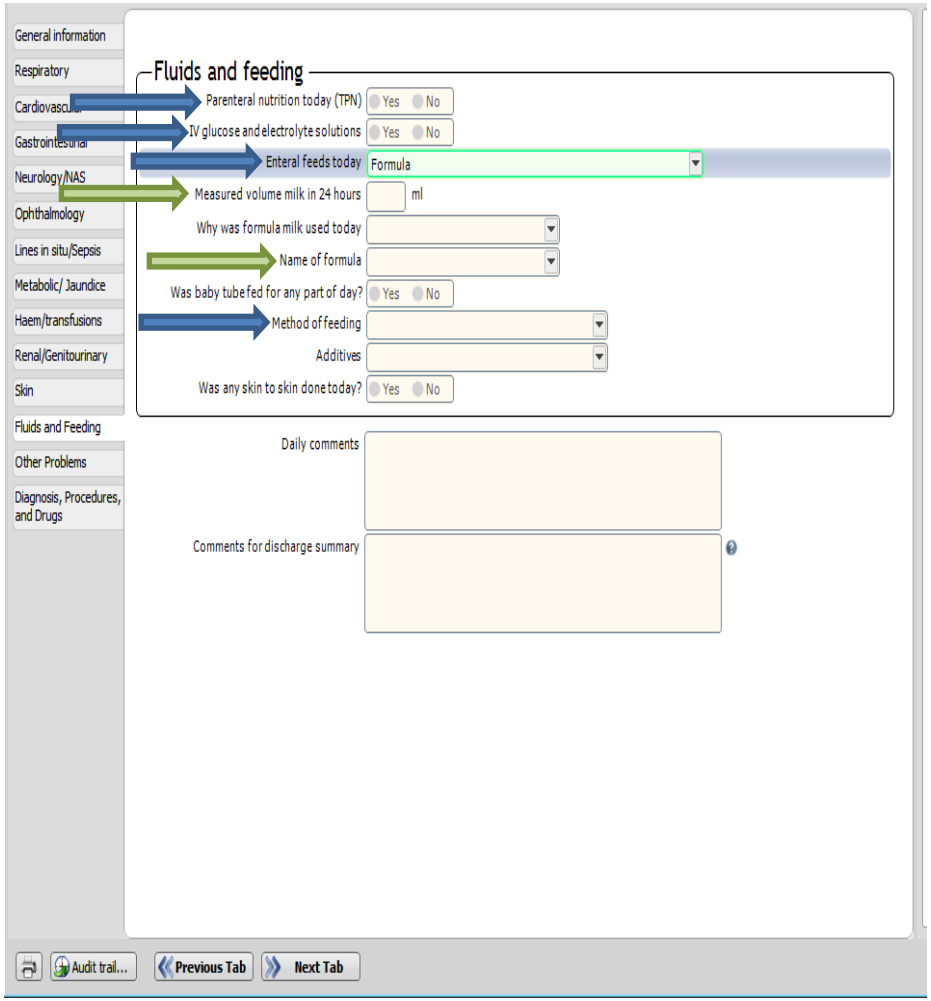

Daily Data: Other problems

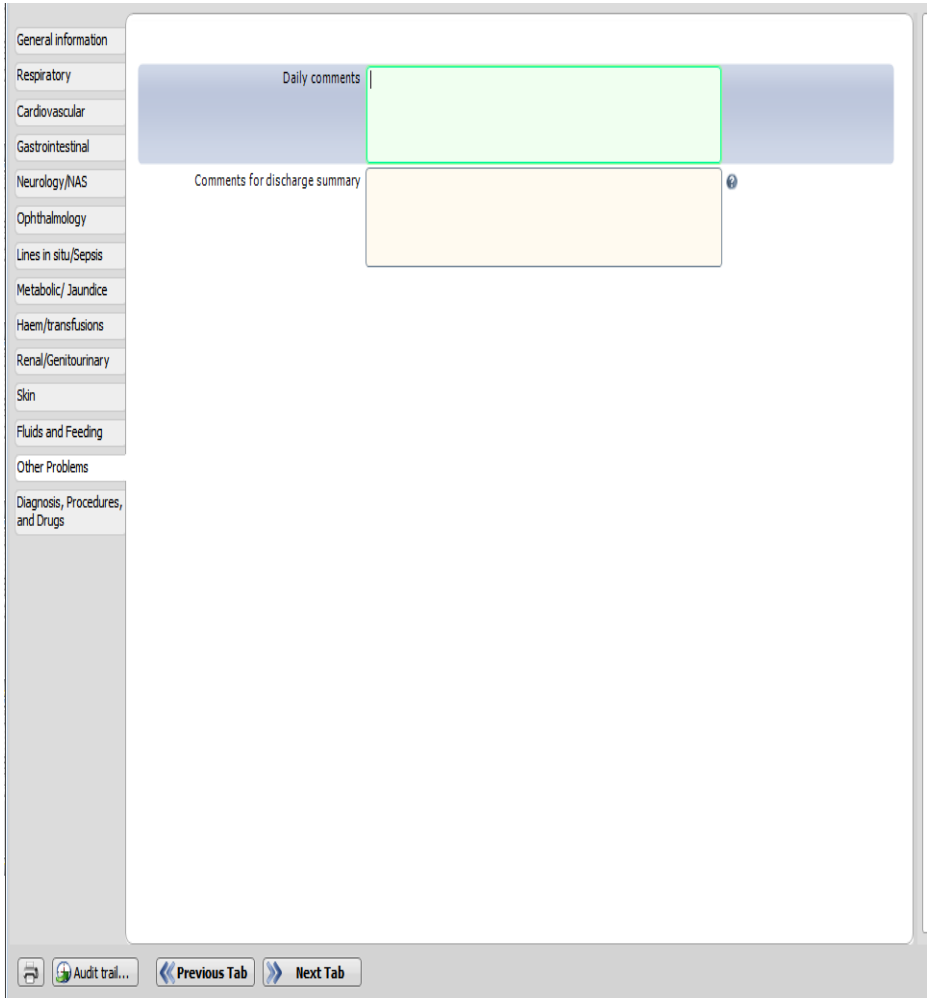

National Neonatal Dataset (for NNAP 2013)

National Neonatal Dataset

Daily Data: Diagnosis, Procedures, Drugs

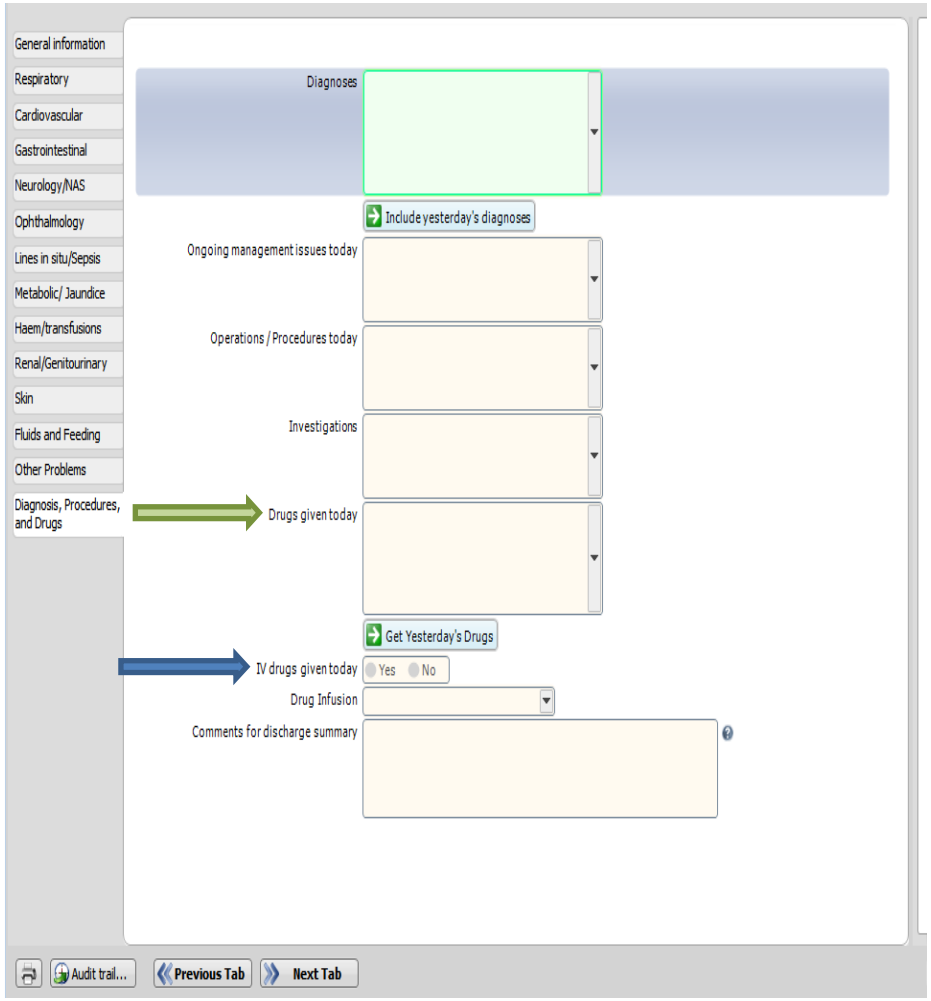

Cranial Ultrasound ad-hoc form

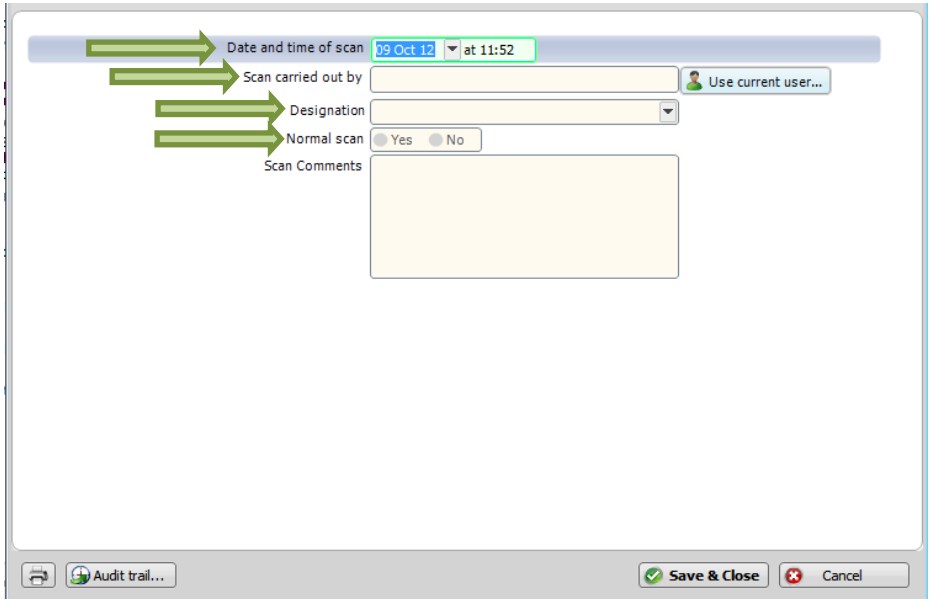

National Neonatal Dataset (for NNAP 2013)

National Neonatal Dataset

Radiology ad-hoc form

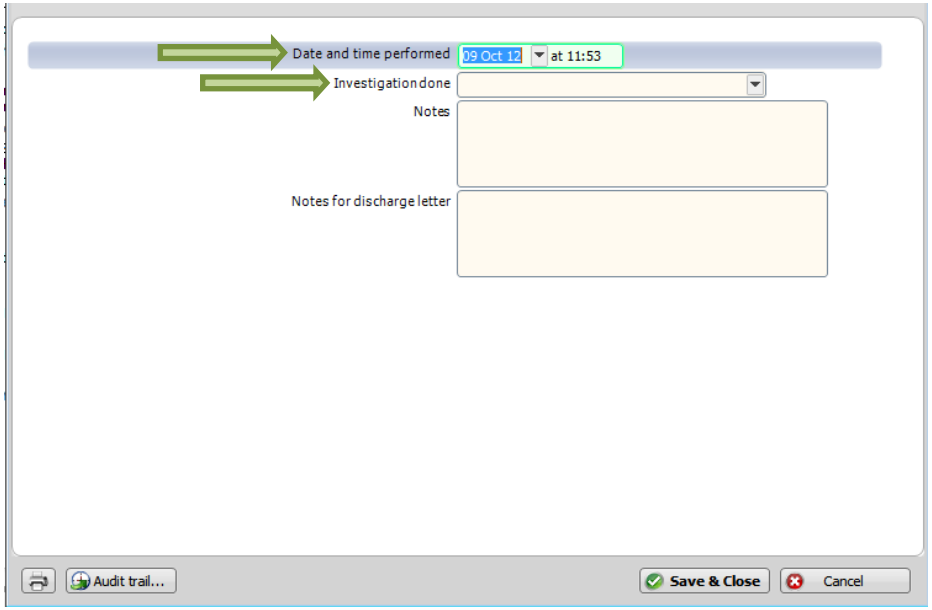

Abdominal X-ray ad-hoc form

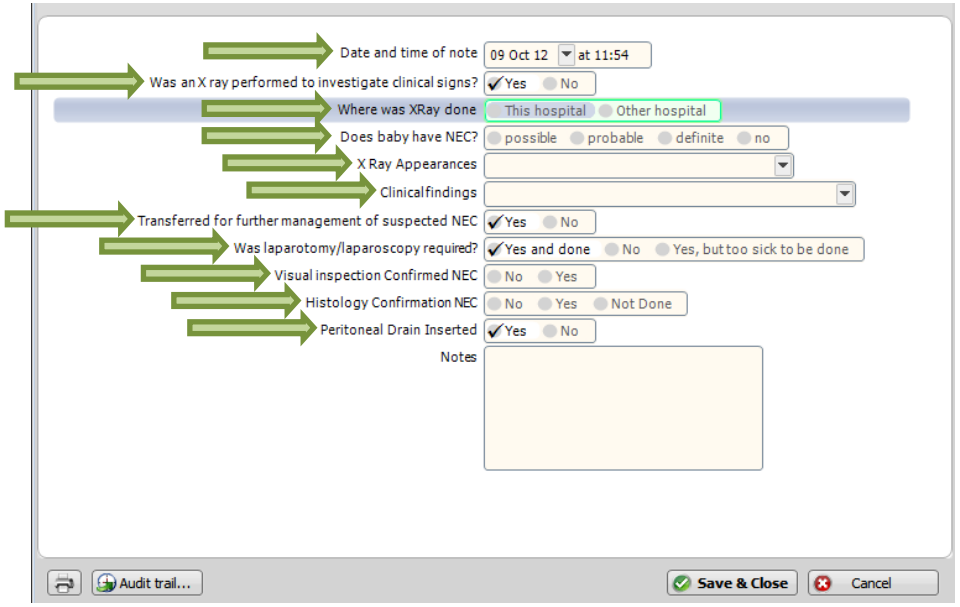

National Neonatal Dataset (for NNAP 2013)

National Neonatal Dataset

Culture ad-hoc form (1)

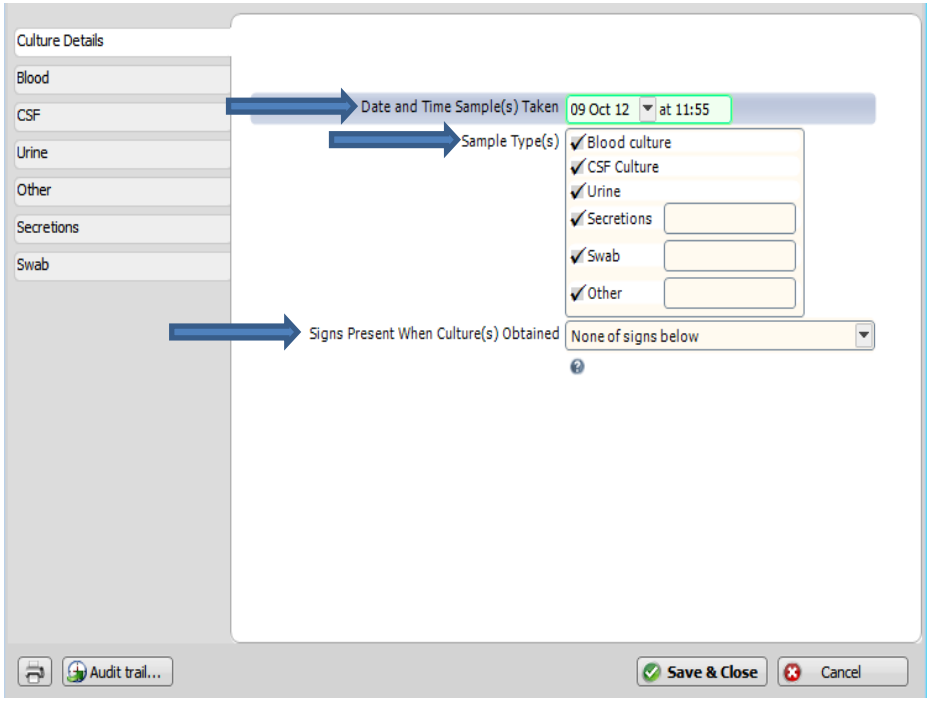

Culture ad-hoc form (2)

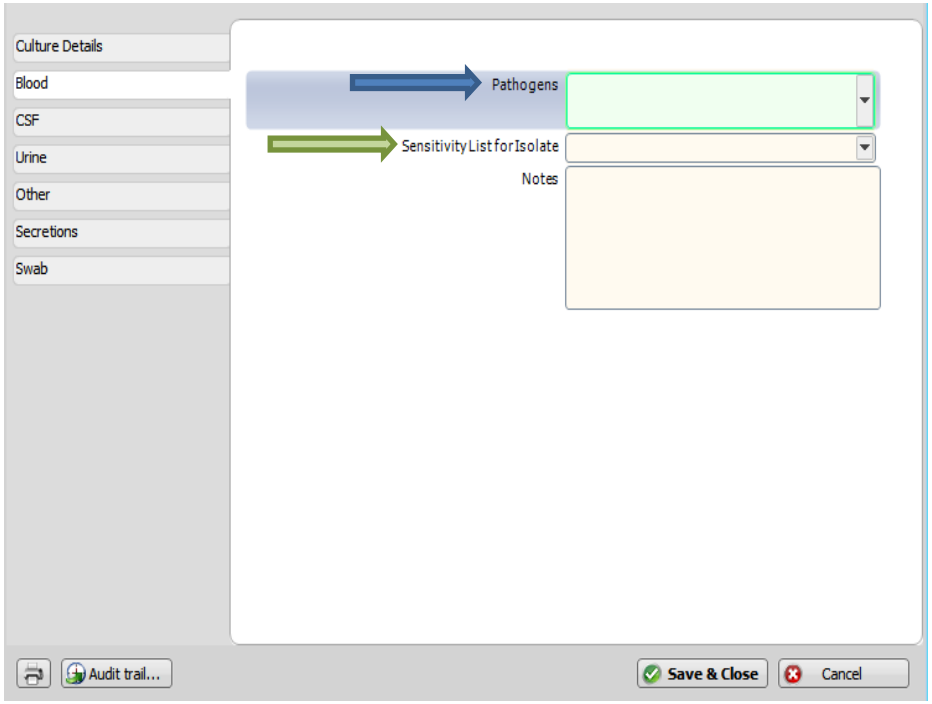

National Neonatal Dataset (for NNAP 2013)

National Neonatal Dataset

Bloodspot Screening ad-hoc form

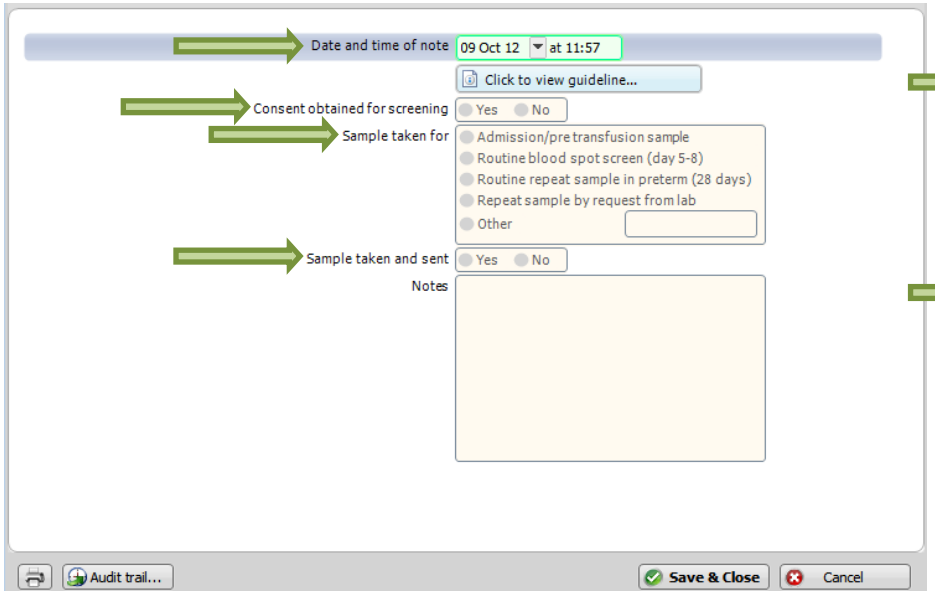

ROP Screening ad-hoc form

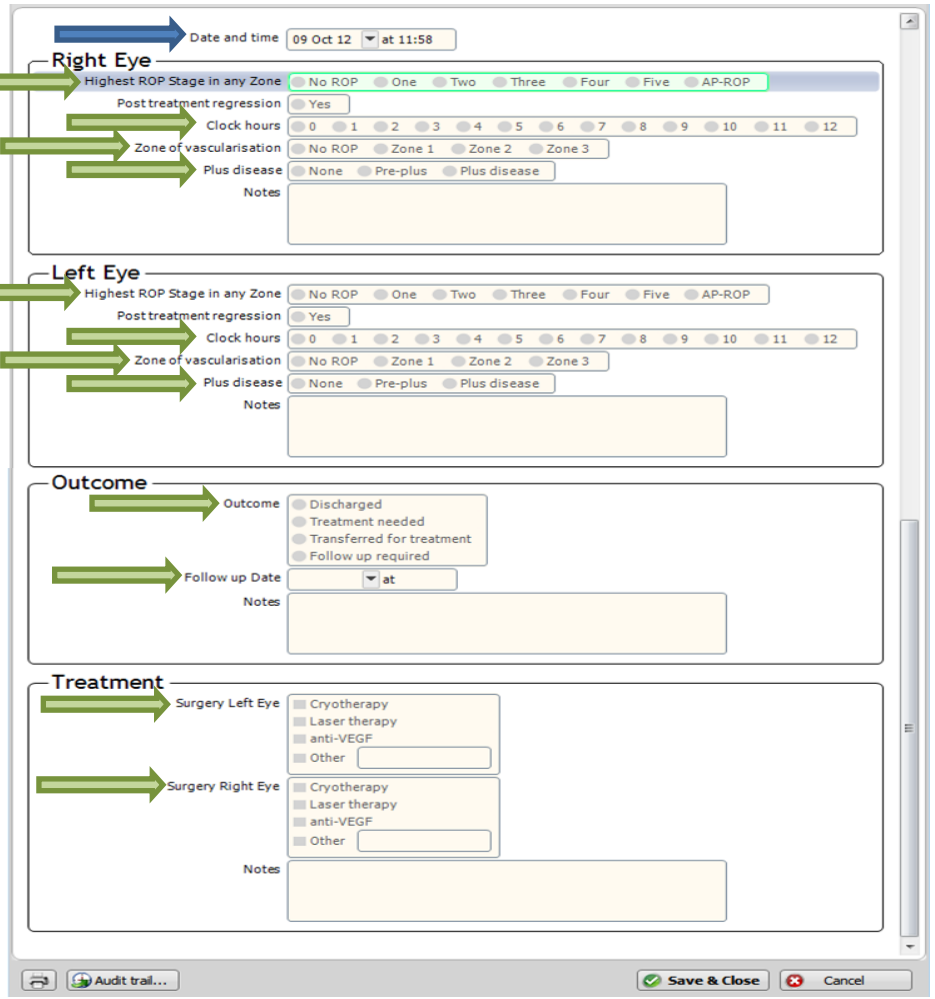

National Neonatal Dataset (for NNAP 2013)

National Neonatal Dataset

Immunisations ad-hoc form

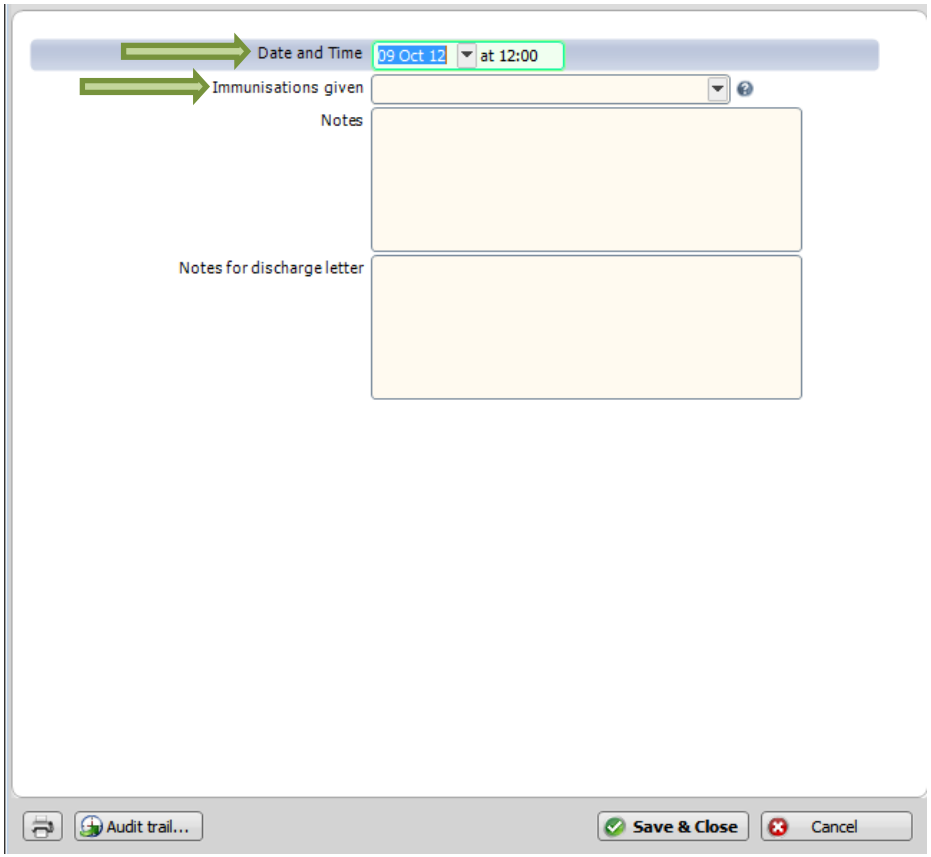

Hearing ad-hoc form

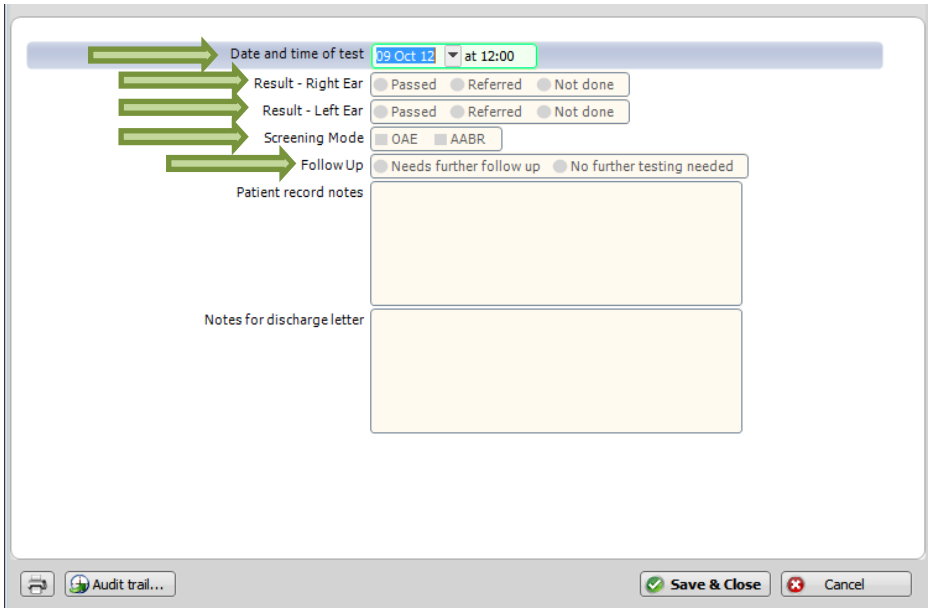

National Neonatal Dataset (for NNAP 2013)

National Neonatal Dataset

Echocardiograph ad-hoc form

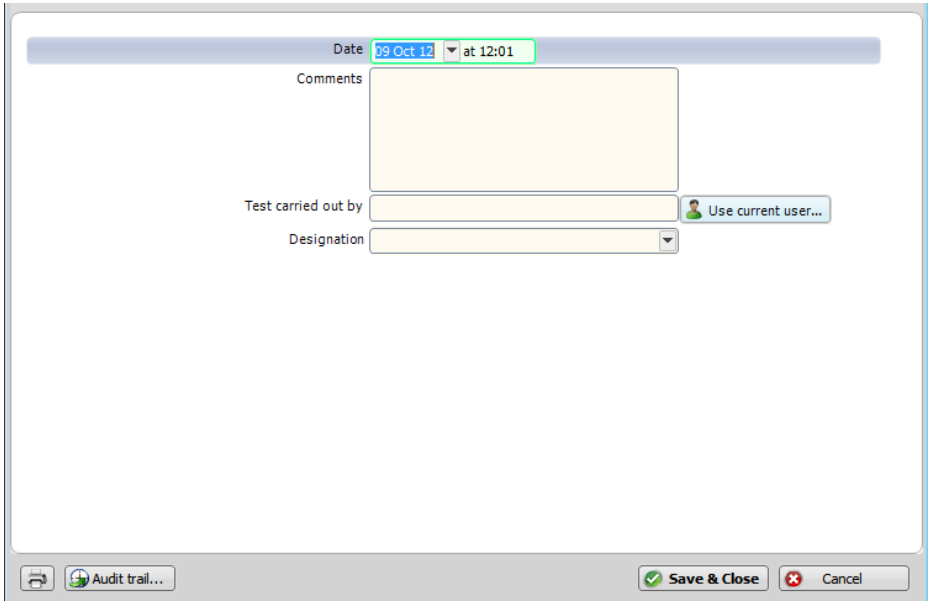

Two Year follow up: Assessment

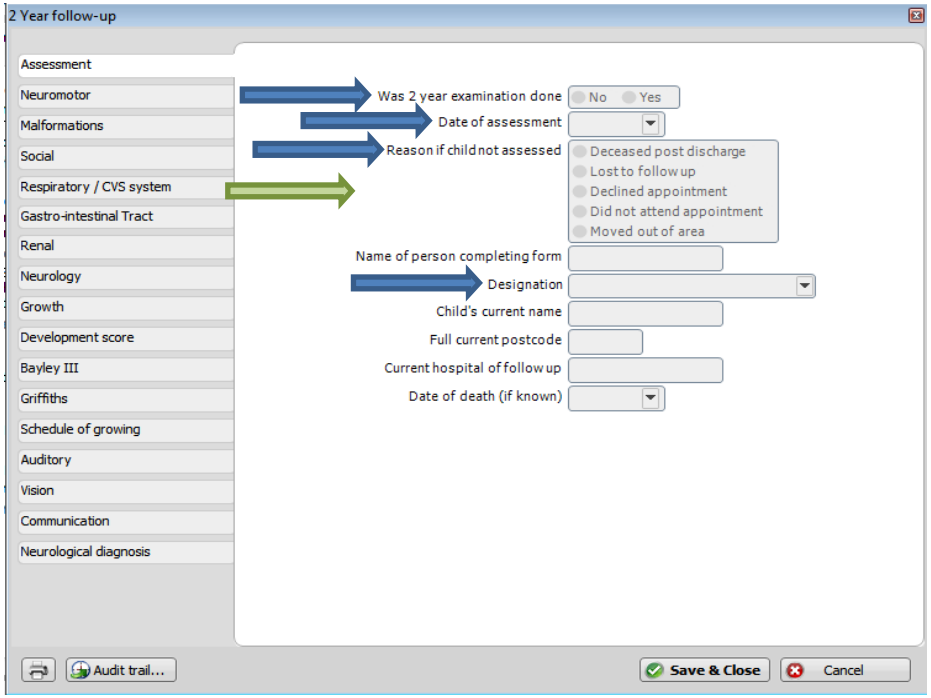

National Neonatal Dataset (for NNAP 2013)

National Neonatal Dataset

Two Year follow up: Neuromotor

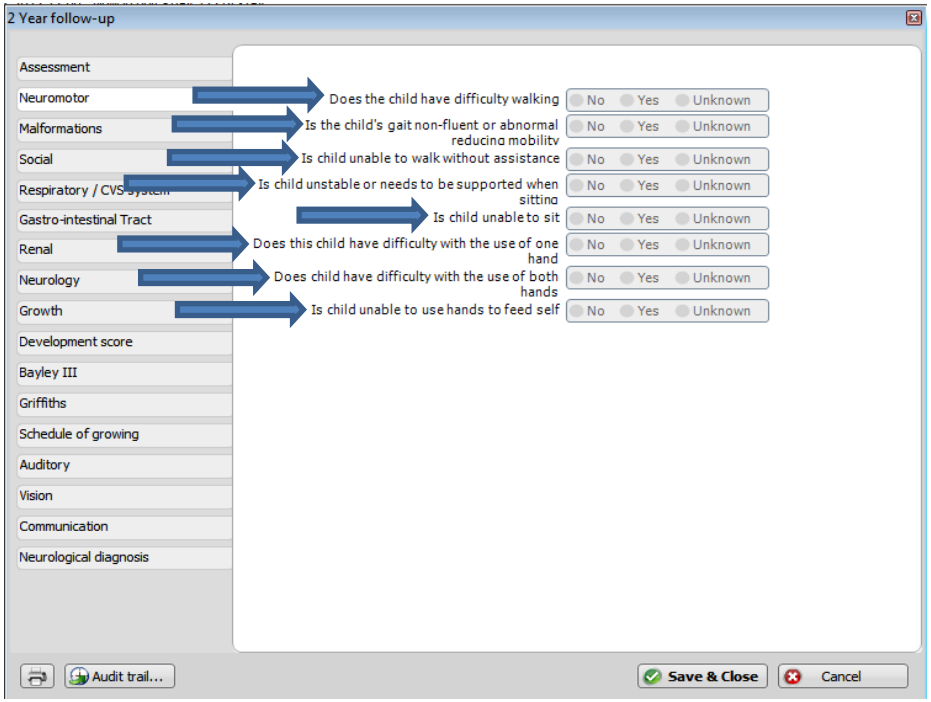

Two Year follow up: Malformations

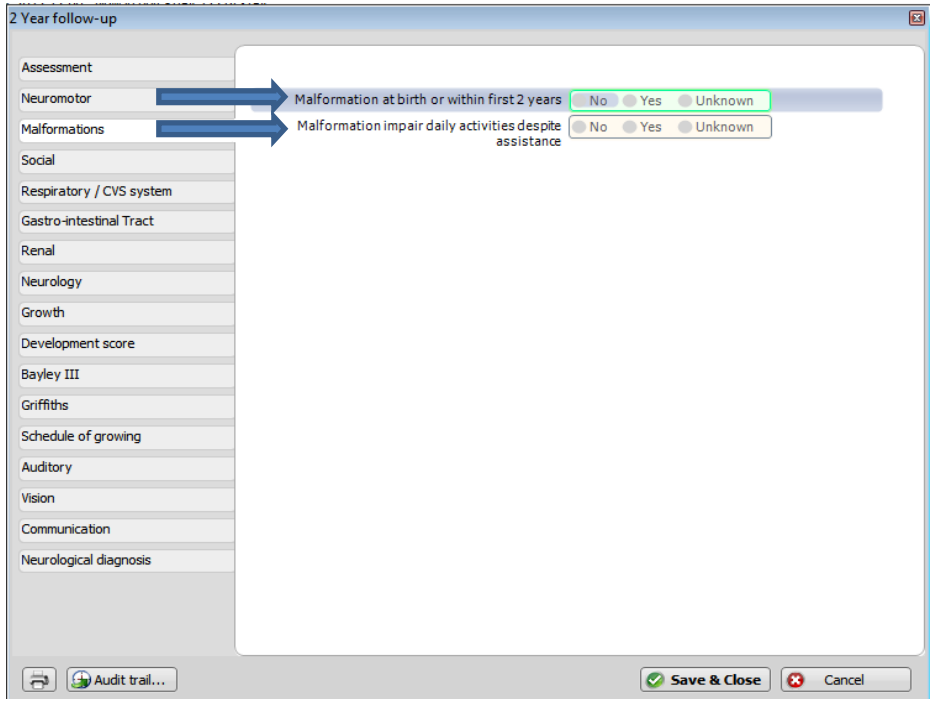

National Neonatal Dataset (for NNAP 2013)

National Neonatal Dataset

Two Year follow-up: Social

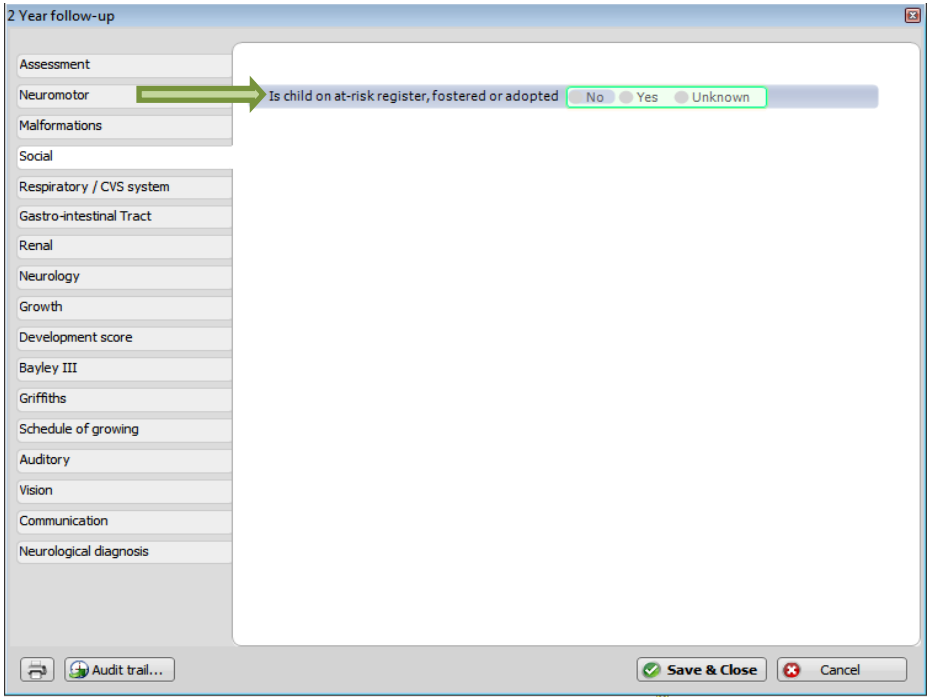

Two Year follow-up: Respiratory / CVS system

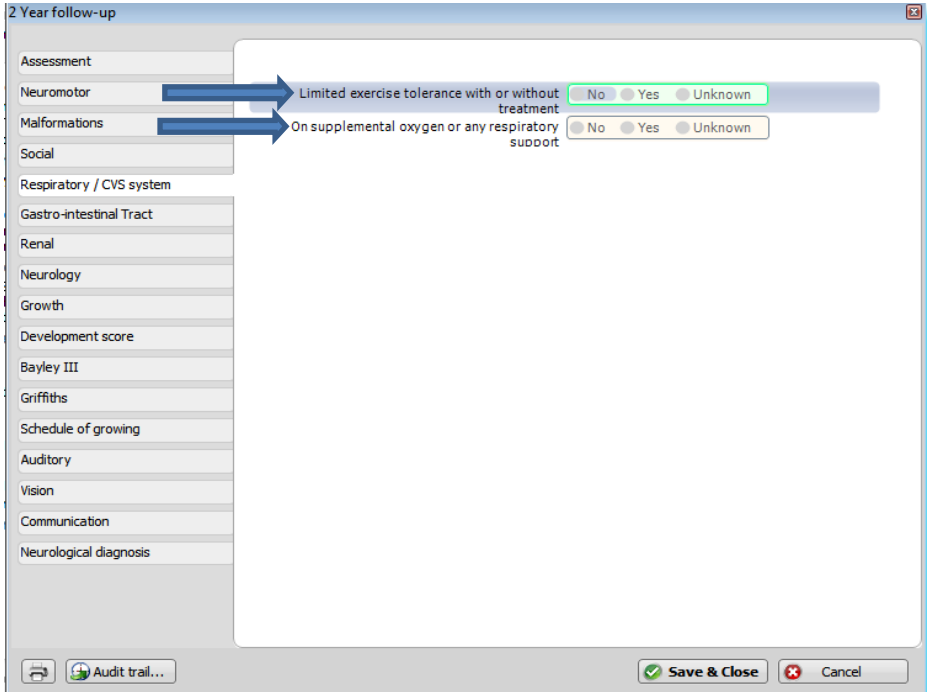

National Neonatal Dataset (for NNAP 2013)

National Neonatal Dataset

Two Year follow-up: Gastro-intestinal Tract

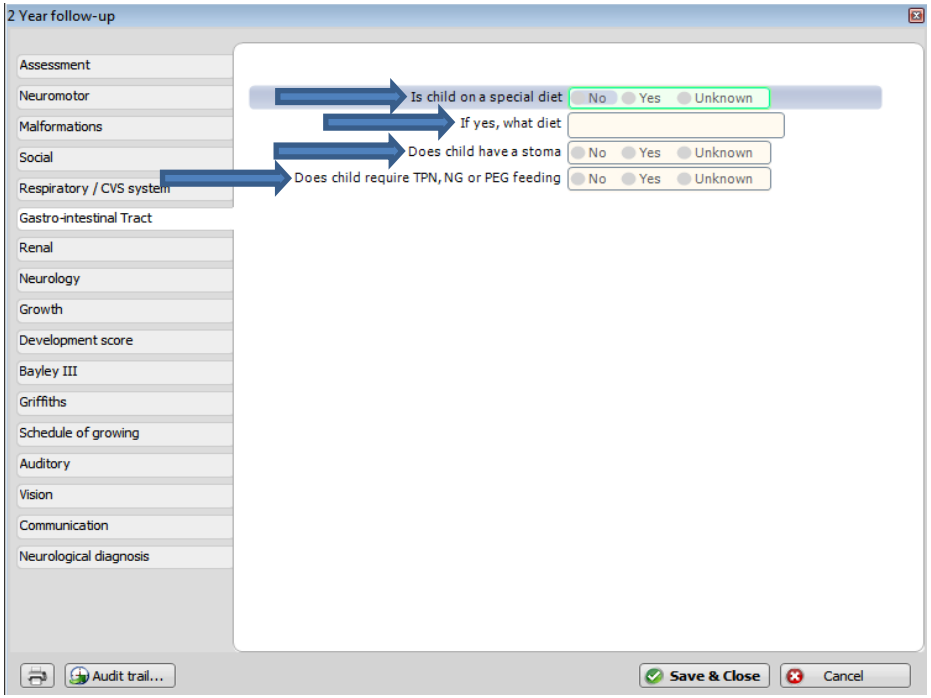

Two Year follow-up: Renal

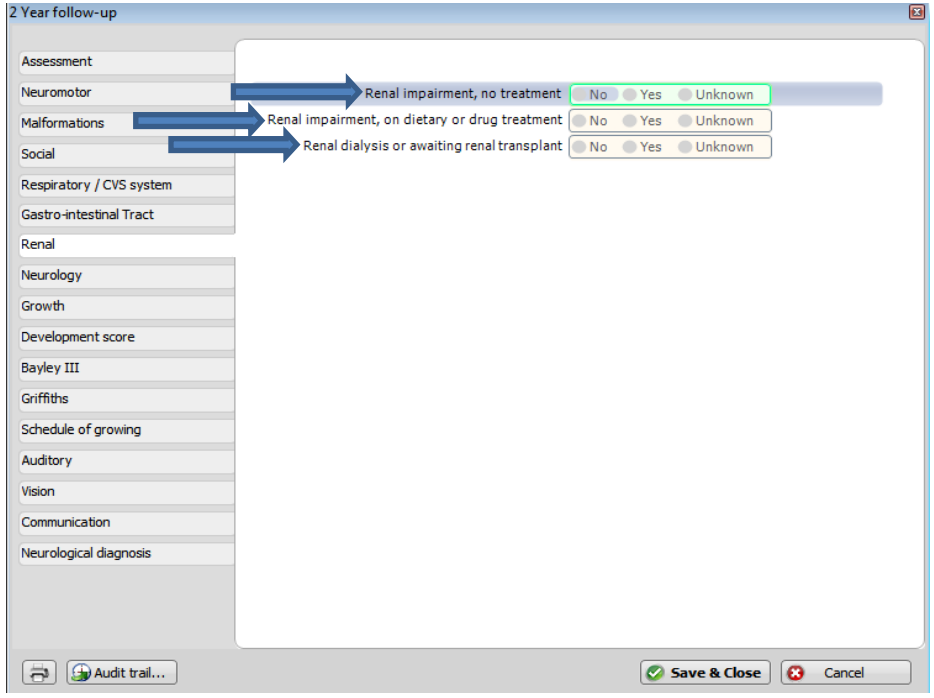

National Neonatal Dataset (for NNAP 2013)

National Neonatal Dataset

Two Year follow-up: Neurology

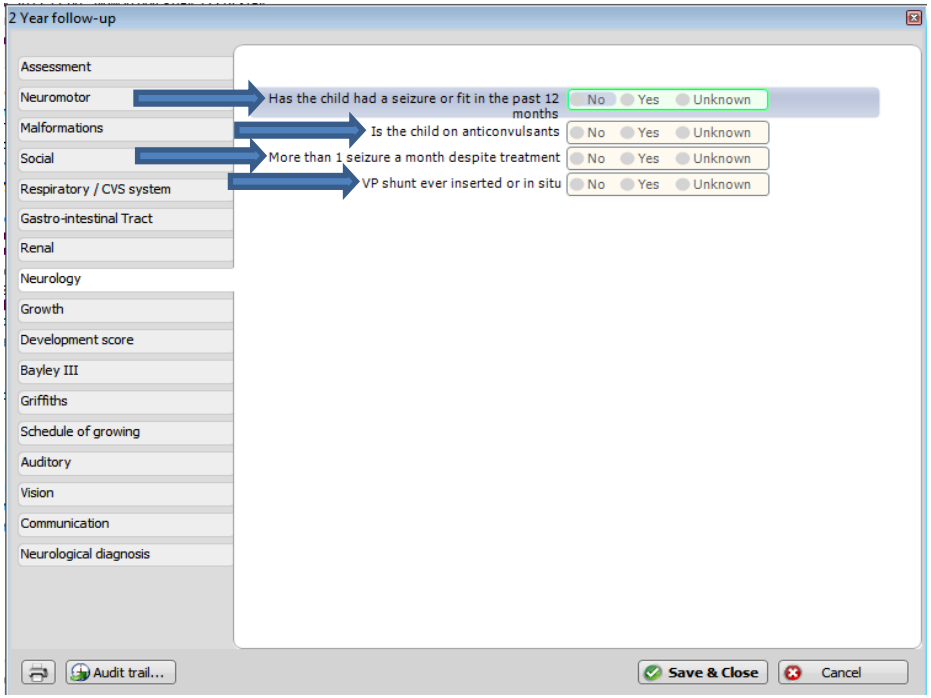

Two Year follow-up: Growth

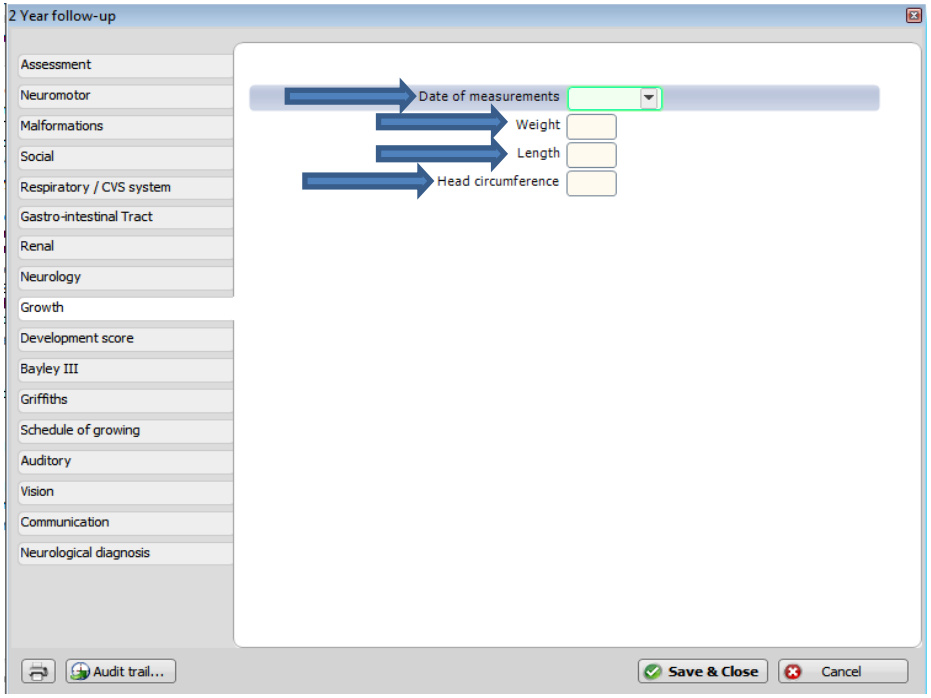

National Neonatal Dataset (for NNAP 2013)

National Neonatal Dataset

Two Year follow-up: Development score

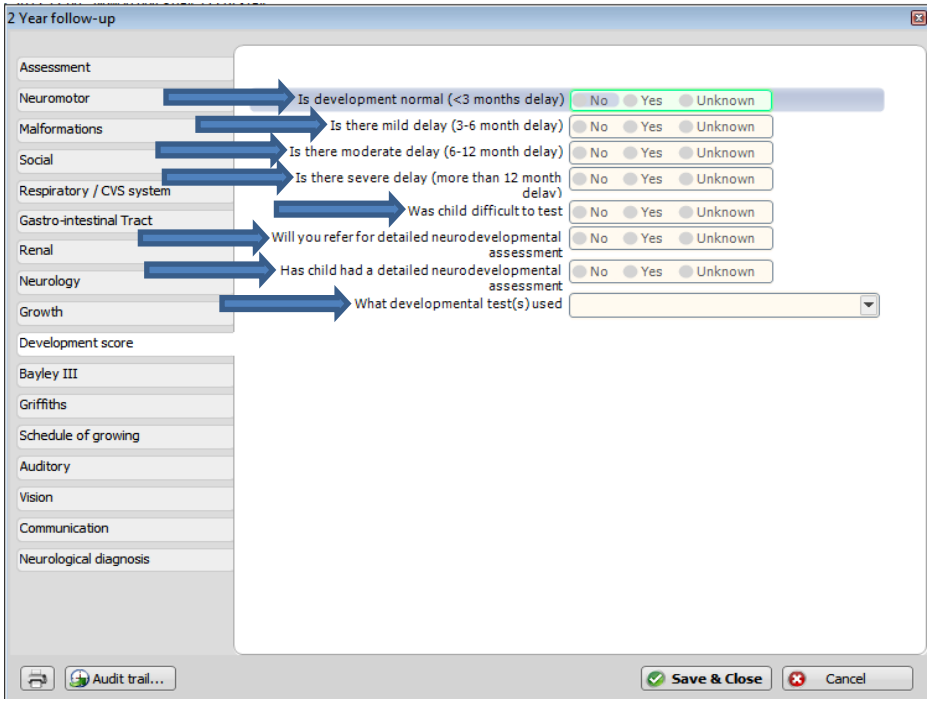

Two Year follow-up: Bailey III

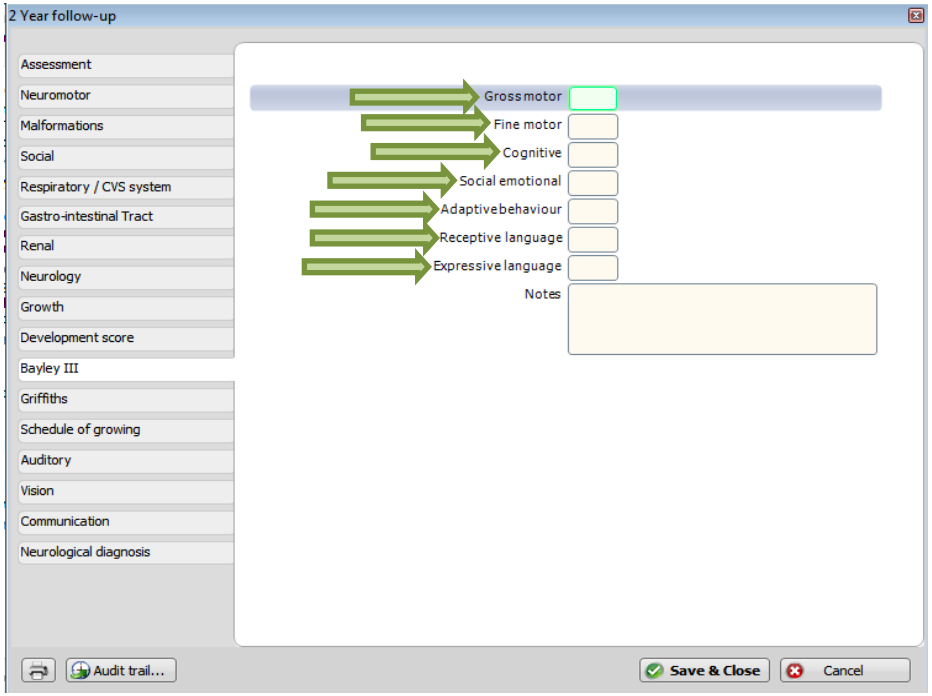

National Neonatal Dataset (for NNAP 2013)

National Neonatal Dataset

Two Year follow-up: Griffiths

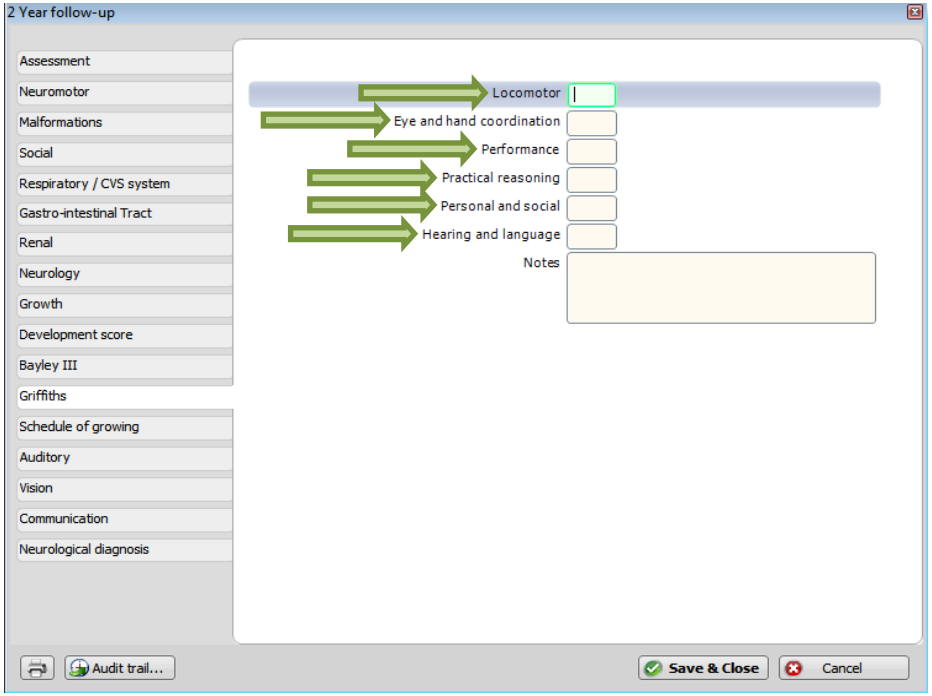

Two Year follow-up: Schedule of growing

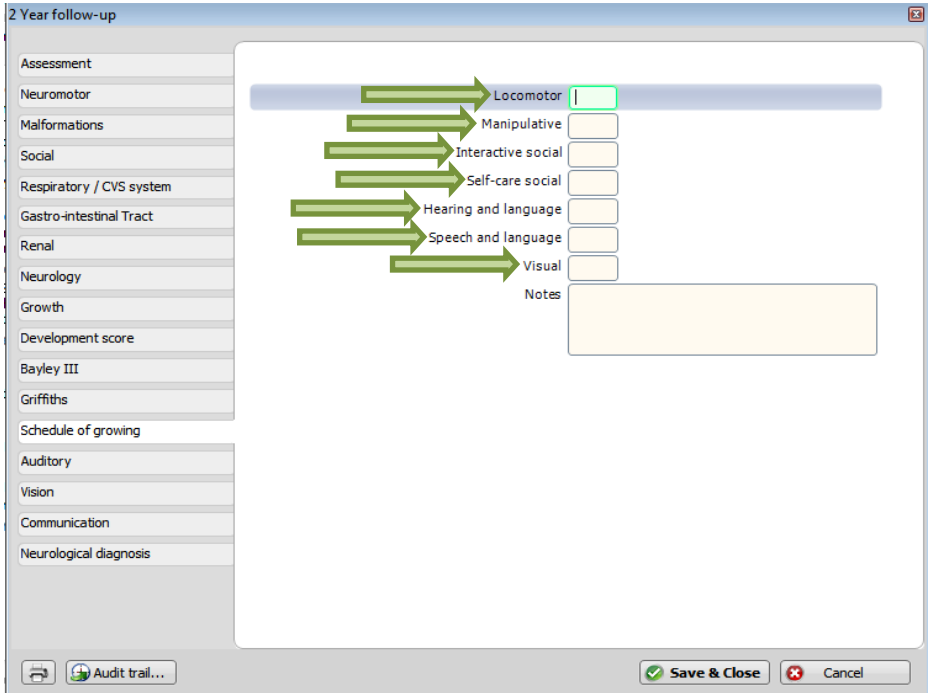

National Neonatal Dataset (for NNAP 2013)

National Neonatal Dataset

Two Year follow-up: Auditory

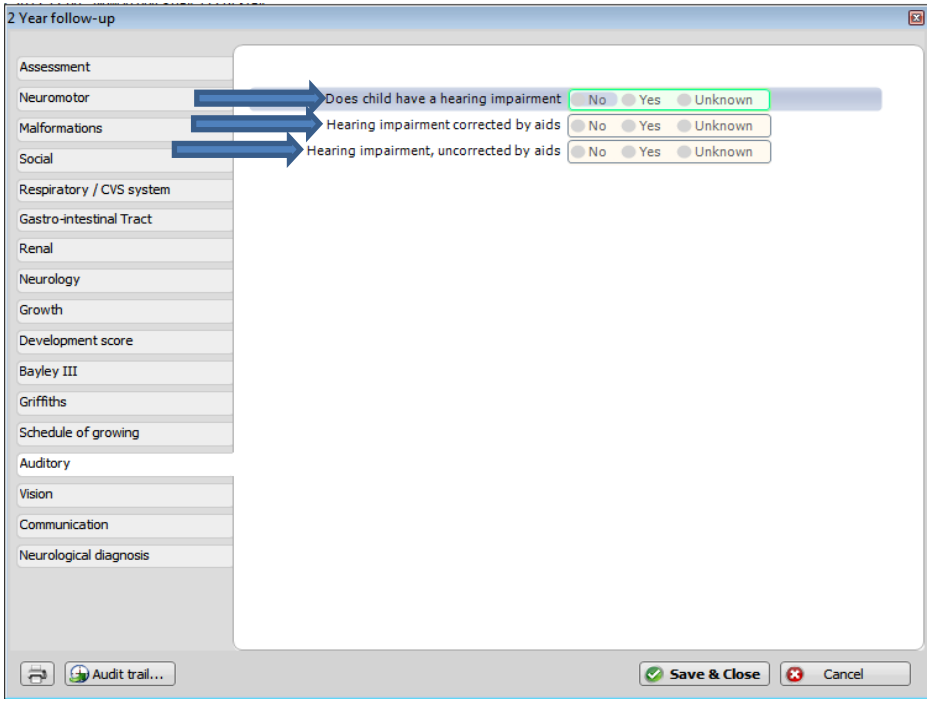

Two Year follow-up: Vision

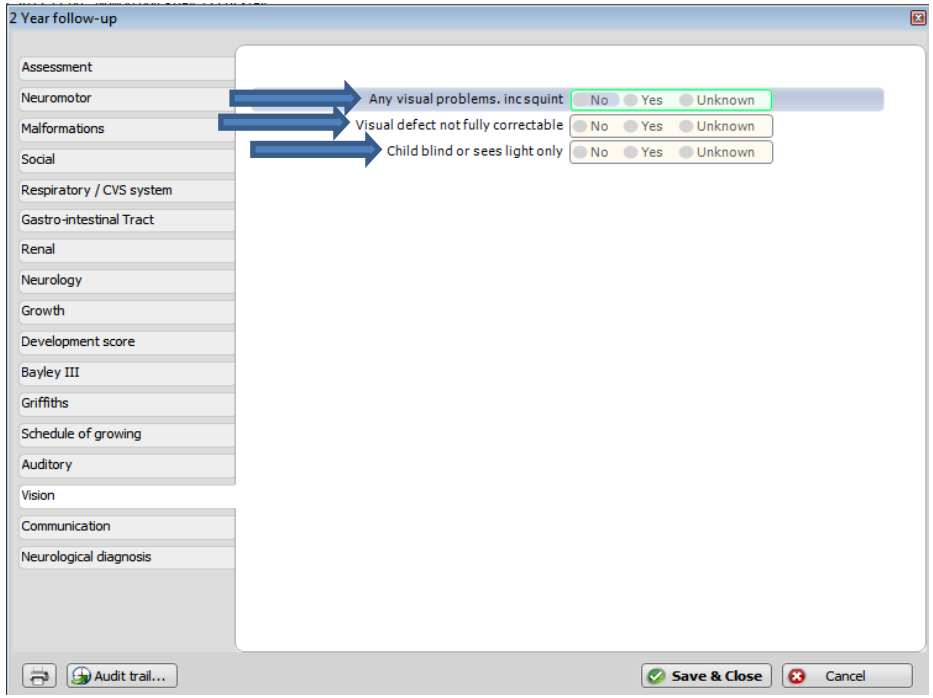

National Neonatal Dataset (for NNAP 2013)

National Neonatal Dataset

Two year follow-up: Communication

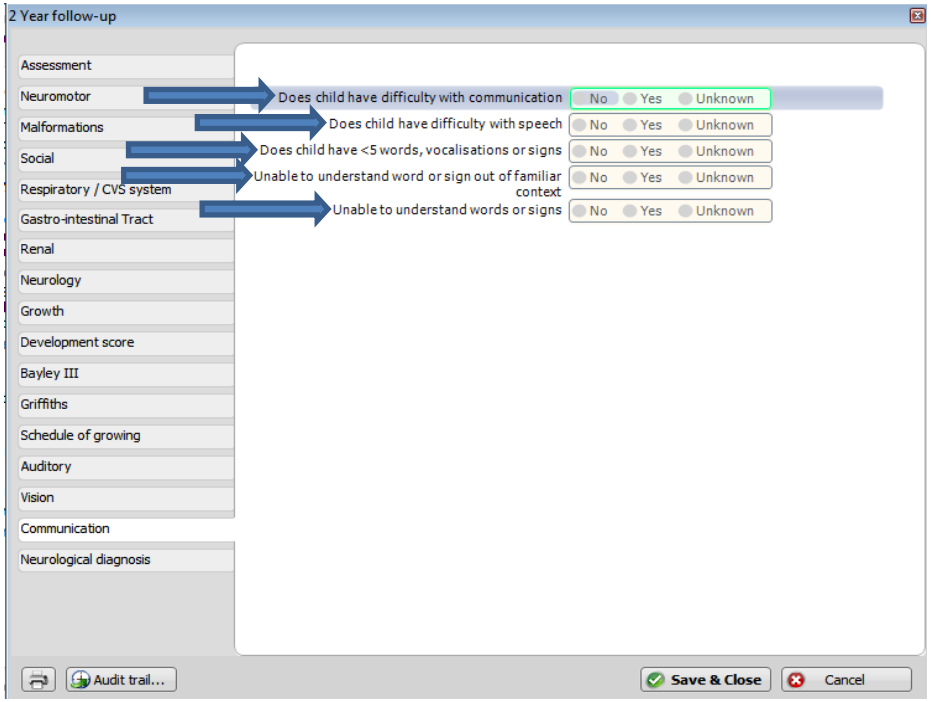

Two year follow-up: Neurological diagnosis

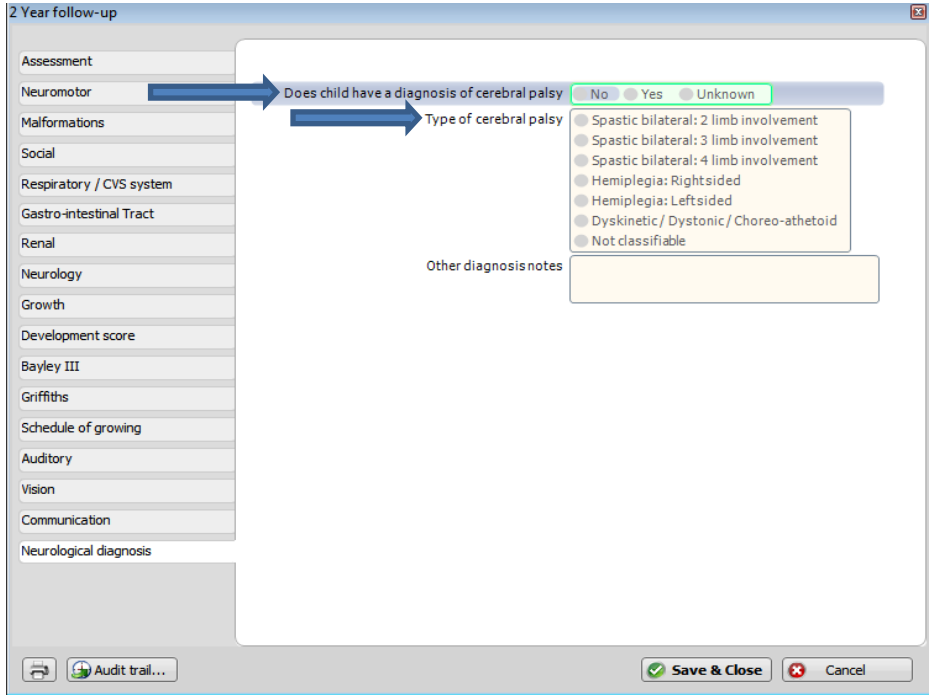

National Neonatal Dataset (for NNAP 2013)

National Neonatal Dataset